

Single Exhaust Extractor

The simplest solution for effective exhaust extraction






Single Exhaust Extractor is a reliable and functional solution for all types of stationary vehicles. Available with balancer or a cord for manual hose suspension. The balancer automatically raises the hose and nozzle after disconnection, and keeps them lifted at all times. Models for high temperature application are available. Very easy to install, using the included bracket. Prepared for fan mounting on bracket.

- **Easy handling of exhaust hose**
- **Takes up very little space**
- **Low cost solution**
- **Easy to install**
- **Prepared for fan mounting on bracket**

Product name	Single Exhaust Extractor
Installation	[Indoor]
Delivered with hose	[With]
Colour	Blue hose



Single Exhaust Extractor

[image]	Description	Type of hose ¹	Diameter, hose (mm)	Hose length (m)	[model]
	Single exhaust extractor, manual hose suspension		150	5	20814563
	Single exhaust extractor, manual hose suspension		75	5	20813063
	Single exhaust extractor, manual hose suspension		100	5	20813163
	Single exhaust extractor, with balancer for hose		100	7,5	20813263
	Single exhaust extractor, with balancer for hose		150	7,5	20813363
	Single exhaust extractor, with balancer for hose		150	6	20813463
	Single exhaust extractor, with balancer for hose, nozzle 20807061		200	6	20813563*
	Single exhaust extractor, manual hose suspension, with N16 fan, nozzle 20815261		75	5	20813963**
	Kit Single Extraxtion Ø100/7.5m NR-B Nozzle, N16 fan, manual hose suspension		100	7,5	20814063**
	Single exhaust extractor, manual hose suspension, with N16 fan		150	5	20814163***

*Nozzle included

**Fan and nozzle included.

Fan starter not included.




***Fan included.

Fan starter not included.

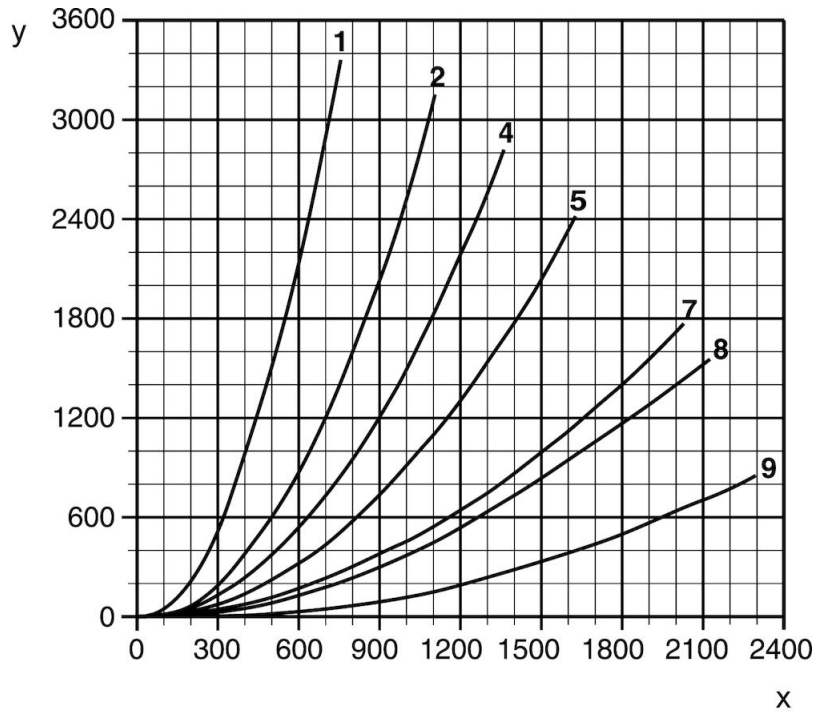
¹ See table below

Hose type	Specification	Temperature range, °C	Hose fittings in free hose end, distribution hose	Hose fitting on free hose end, inlet hose	Hose connection on reel, distribution hose	Hose connection on reel, inlet hose
NTP		up to 150				

Single Exhaust Extractor

	[accessory]	[partno]
	Single exhaust adaptor 100 mm (4")	20374432
	Single exhaust adaptor 150 mm (6")	20374433
	Twin exhaust extract. bracket 4"x2	20374584
	Single exhaust extract. bracket 4"	20374549
	Single exhaust extract. bracket 6"	20374550
	Single exhaust extract. bracket 8"	20374551
	Switch for balancer Ser 831	20374015

Single Exhaust Extractor



X-axis: Air Flow m³/h
Y-axis: Pressure drop Pa

1: Hose diam 75 mm, Length 5 m; 2: Hose diam 100 mm, Length 7,5 m; 4: Hose diam 100 mm, Length 5 m;

5: Hose diam 150 mm, Length 7,5 m; 7: Hose diam 150 mm, Length 6 m;

8: Hose diam 150 mm, Length 5 m; 9: Hose diam 200 mm, Length 6 m