

## Extraction Arm Original

The Original arm is the perfect extractor for capturing welding smoke, fumes and dust in workshops









The Original welding fume extraction arm is the perfect solution for extracting welding smoke, fumes and dust in workshops. Our extractor's patented design ensures optimum fume and dust capturing capacity and maneuverability. The extraction hood has integrated easy-to-reach buttons for lighting and fan control. The extractor is suspended by a swivel, which allows the product to rotate 360 degrees. This makes the extraction arm flexible in all directions and very simple to position. The Original extraction arm can be mounted in combination with different brackets, extension arms, on exhaust rails or on fixed or portable filter equipment. The product is equipped with a damper in the hood as standard. The welding fume extraction arm is available in lengths from 2-5 m (6,6-16 ft), and can be mounted on a ceiling, wall or bench or to an extension bracket. A wide range of accessories give unlimited possibilities to match the needs at any workplace.

- A swivel allows the product to rotate 360 degrees
- Flexible extractor in all directions and simple to position.
- Damper in the hood as standard
- Thousands of installations worldwide

|                              |                         |
|------------------------------|-------------------------|
| Product name                 | Extraction Arm Original |
| Noise level (dB(A))          | 63-75                   |
| Installation                 | [Indoor]                |
| Fume temperature             | Max 70 C (158 F)        |
| Extraction arm diameter (mm) | 160                     |
| Airflow (m <sup>3</sup> /h)  | 700-1000                |
| Diameter, hose (mm)          |                         |



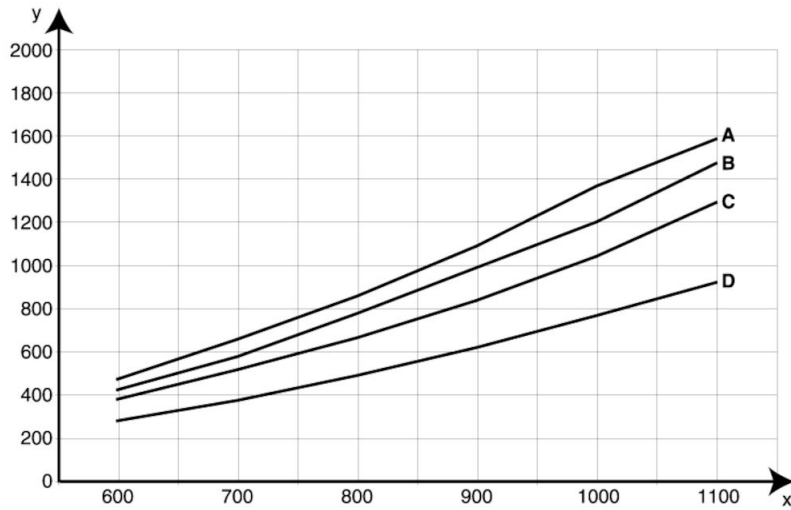
## Extraction Arm Original

| [image]   | Description  | Arm length (m) | Colour | Weight (kg) | [model]  |
|---|--|----------------|--------|-------------|----------|
|   | Original Arm- 2m   | 2              | Blue   | 11          | 10554235 |
|   | Original Arm - 3m  | 3              | Blue   | 13          | 10554335 |
|   | Original Arm, Vertical link  | 4              | Blue   | 16          | 10554435 |
|    | Original Arm , Horizontal link   | 4              | Blue   | 16          | 10554535 |
|    | Original   | 5              | Blue   | 18          | 10554935 |
|   | Original arm 2 m + N16 fan, 3-phase, 230/400V + wall bracket + manual starter              | 2              | Blue   |             | 10230030 |
|  | Kit Original arm 3 m + N24 fan, 3-phase, 230/400V + wall bracket + manual starter          | 3              | Blue   |             | 10230040 |
|  | Kit Original arm 4 m vertical + N24 fan, 3-phase, 230/400V + wall bracket + manual starter | 4              | Blue   |             | 10230050 |
|  | Utsug för vindruta (limångor) komplett med spjäll  | 4              | Blue   | 17          | 10553535 |

## Extraction Arm Original

|   | [accessory]                                  | [partno] |
|---|--|----------|
|    | LED lamp for fume extractor (replacement)    | 10376969 |
|    | Wall bracket for extraction arm              | 10550635 |
|    | Wall bracket 1m                              | 10550735 |
|    | Wall bracket 2m                              | 10550835 |
|    | LED light/fan switch Original                | 10376922 |
|    | LED Spotlight Metal hood                     | 10376924 |
|    | Spark protection for Original/NEX MD-hood    | 10551335 |
|   | Hood for Original arm                        | 10374308 |
|  | Transformer 230/250V to 24V, 25 VA           | 10363189 |
|  | Transformer 230/250 V to 24 V. 75 VA.        | 10361560 |
|  | Windscreen adhesive extr. hood.              | 10372173 |
|  | Airflow indicator 500-4500 Pa                | 10375373 |
|  | Airflow indicator 40-600 Pa                  | 10375374 |
|   | Spark filter for large metal hood (10321542) | 10376329 |
|  | Spark filter f. round metal hoods            | 10373118 |
|  | Hood. aluminium. with damper.                | 10321542 |

## Extraction Arm Original



X: airflow m³/h, Y: static pressure Pa, A = 4 m horizontal, B =

4 m vertical, C = 3 m, D = 2 m

