


## Extraction Arm Original CR

Corrosive resistant dust extraction arm specially designed for working environments with fumes, vapors or non explosive dust



Specially designed for working environments with fumes, vapours or non explosive dust. The arm has extended corrosion protection since all aluminium details including the arm are anodised. Typical workplaces are the food, pharmaceutical and chemical industries, and any other industry where an easily positioned corrosion-resistant.

- Swivel allows the product to rotate 360°
- Flexible in all directions and simple to position
- Equipped with a damper in the hood as standard
- The hood can be tilted in all directions
- The product can be mounted in combination with different brackets, extension arms, on a rail system or on fixed or mobile filter equipment.













Product name	Extraction Arm Original CR
Noise level (dB(A))	63-75
Installation	[Indoor]
Fume temperature	Max. 70° C
Extraction arm diameter (in)	6
Airflow (CFM)	589
Colour	White
Diameter, hose (in)	6 in



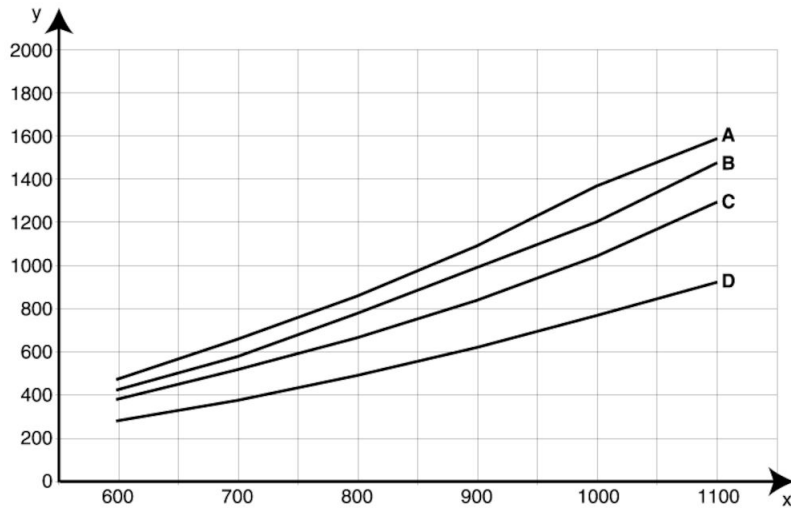
# Extraction Arm Original CR

Description	Arm length (ft)	Weight (lbs)	[model]
Original arm CR 2m	7 ft 10 in	24	10532535
Original arm CR 3m	9 ft 10in	29	10532235
Original arm CR 4m (Vertical)	13 ft 1in	35	10532335
Original arm CR 4m (Horizontal)	13 ft 1in	35	10532435

## Extraction Arm Original CR

	[accessory]	[partno]
	Wall bracket for extraction arm	10550635
	Wall bracket 1m	10550735
	Wall bracket 2m	10550835
	LED light/fan switch Original	10376922
	Hose PE-EL 160/2m black	10374423
	Hose PE-EL 160/3m black	10374424
	Hose PE-EL 160/4m black	10374425
	Hose PE-EL 160/5m black	10374426
	Airflow indicator 500-4500 Pa	10375373
	Airflow indicator 40-600 Pa	10375374
	Transformer 230/250 V to 24 V. 75 VA.	10361560
	Transformer 230/250 V to 24 V. 25 VA.	10363189

## Extraction Arm Original CR



X: airflow m<sup>3</sup>/h, Y: static pressure Pa, A = 4 m horizontal, B =

4 m vertical, C = 3 m, D = 2 m

