

## Bench Top Extraction Kits

Nederman Bench Top Extraction kits provide a quick and convenient solution for creating a fume-free workplace.












The Bench Top extraction kits includes arm(s) with hood or nozzle, fan with speed control and standard filter (particle, HEPA or gas), hose, connection details, and table bracket. The speed of the fan is variably controlled by a speed controller. Complete with hoses and extraction hoods. The hood is made of clear plastic, which increases the visibility.

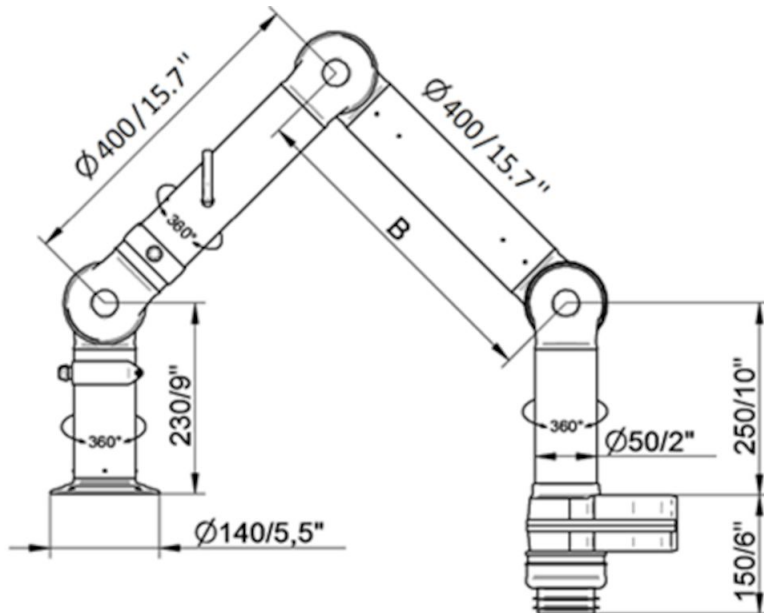
|                     |                           |
|---------------------|---------------------------|
| <b>Product name</b> | Bench Top Extraction Kits |
| <b>No of phases</b> | 1                         |



## Bench Top Extraction Kits

| [image]   | Description  | Power Voltage (V) | Frequency (Hz) | Electric plug      | Weight (kg) | Power (kW) | [model]  |
|---|--|-------------------|----------------|--------------------|-------------|------------|----------|
|    | EK1000 kit includes 2 x FX32, Max airflow 42 m³/h  | 220 - 240         | 50 / 60        | Euro (CEE 7/2 P+E) | 13          | 0,12       | 70508044 |
|    | EK1500 kit includes 3 x FX32, Max airflow 38 m³/h  | 220 - 240         | 50 / 60        | Euro (CEE 7/2 P+E) | 15          | 0,12       | 70508144 |
|    | EK1500 kit includes 3 x FX32, Max airflow 38 m³/h  | 220 - 240         | 50 / 60        | UK                 | 15          | 0,12       | 70508744 |
|    | EK2000 kit includes 1 x FX50, Max airflow 100 m³/h | 220 - 240         | 50 / 60        | Euro (CEE 7/2 P+E) | 14          | 0,12       | 70507644 |
|    | EK2000 kit includes 1 x FX50, Max airflow 100 m³/h | 220 - 240         | 50 / 60        | UK                 | 14          | 0,12       | 70508244 |
|   | EK2500 kit includes 2 x FX50, Max airflow 75 m³/h  | 220 - 240         | 50 / 60        | Euro (CEE 7/2 P+E) | 17          | 0,12       | 70507744 |
|  | EK3000 kit includes 1 x FX75, Max airflow 150 m³/h | 220 - 240         | 50 / 60        | Euro (CEE 7/2 P+E) | 15          | 0,12       | 70507844 |
|  | EK500 kit includes 1 x FX32, Max airflow 45 m³/h   | 220 - 240         | 50 / 60        | Euro (CEE 7/2 P+E) | 11          | 0,12       | 70507944 |
|  | EK2000 kit includes 1 x FX50, Max airflow 100 m³/h | 100               | 50             | without            | 14          | 0,17       | 70506844 |

## Bench Top Extraction Kits



### EK 2000

Arm(s): 1 x FX2 50 arm

Hood(s): 1 x combination hood

Hose: Ø 50 mm (2 inch), 3000 mm (118 inch) length

Max. airflow: 100 m<sup>3</sup>/h (58.8 cfm)

### EK 2500

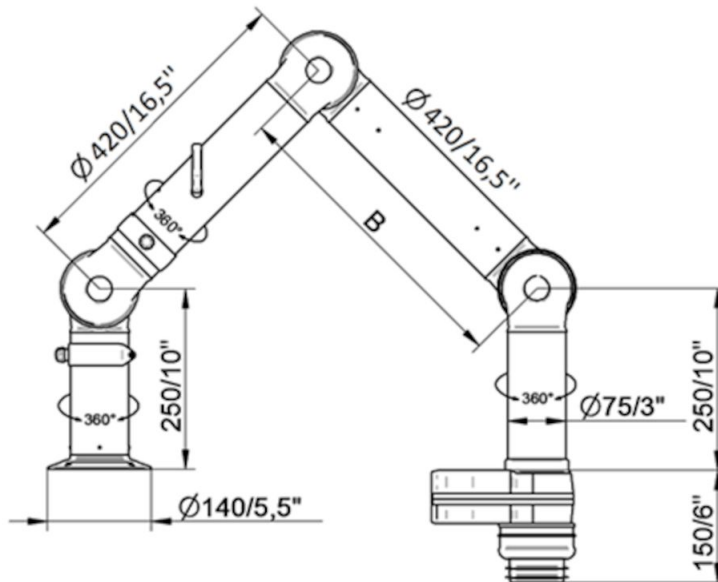
Arm(s): 2 x FX2 50 arm

Hood(s): 2 x mini hood

Hose: Ø 50 mm (2 inch), 3000 mm (118 inch) length

Max. airflow: 75 m<sup>3</sup>/h (44 cfm)

## Bench Top Extraction Kits



EK 3000

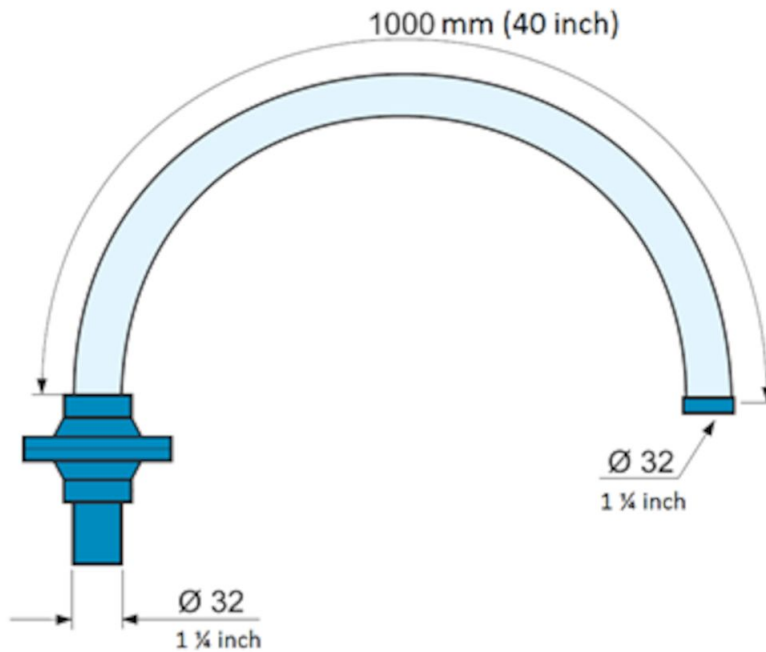
Arm(s): 1 x FX2 75 arm

Hood(s): 1 x mini hood

Hose:  $\varnothing 75$  mm (3 inch), 3000 mm (118 inch) length

Max. airflow: 150 m<sup>3</sup>/h (88.3 cfm)

## Bench Top Extraction Kits



### EK 500

Arm(s): 1 x FX 32 arm

Hood(s): 1 x dome hood ½

Hose: Ø 45 mm (1 ¼ inch), 3000 mm (118 inch) length

Max. airflow: 45 m<sup>3</sup>/h (26.5 cfm)

### EK 1000

Arm(s): 2 x FX 32 arm

Hood(s): 2 x dome hood ½

Hose: Ø 45 mm (1 ¼ inch), 3000 mm (118 inch) length

Max. airflow: 42 m<sup>3</sup>/h (25 cfm)

### EK 1500

Arm(s): 3 x FX 32 arm

Hood(s): 3 x dome hood 1/2

Hose: Ø 45 mm (1 ¼ inch), 3000 mm (118 inch) length

Max. airflow: 38 m<sup>3</sup>/h (22.4 cfm)