

## BenchTop Extraction Arm FX2 75 CHEM

The best and most cost-efficient solution for extraction of hazardous airborne contaminants, in applications where small, flexible and easy-to-use arms are required.



Nederman FX2 arms are made of lightweight anodized aluminium sections, with three adjustable, composite friction joints. Offering strength and durability combined with easy handling, they can be used in many types of environment. They are especially suitable for applications where small, flexible and easy-to-use arms are required.









With the profiles made of anodized aluminum with a white electrophoretic deposition coating, the arm is ideal for fume extraction in aggressive environments where corrosion resistance must be assured.

- Optimal efficiency and low noise provides safe and quiet working environment
- Ceilings, walls and floors or fixed to worktops mountings and cut2fit extension profile gives maximum installation flexibility
- The two outermost arm joints can rotate and swivel through 360°, which gives the unique maneuverability
- The lean, smooth and aesthetic design allows arms to fit in well in any environment without compromising its durability and reliability
- Highly integrated products that save customers' time and costs, as well as providing the reliability and functionality to deliver a better performance



















<b>Product name</b>	BenchTop Extraction Arm FX2 75 CHEM
<b>Noise level (dB(A))</b>	58 dB(A) at 240 m3/h
<b>Installation</b>	[Indoor]
<b>Material</b>	Tubes in anodized aluminium with a white electrophoretic deposition coating. Joints in PP plastic. Duct connector in EPDM rubber. Minihood in PP plastic.
<b>Fume temperature</b>	max 70°C
<b>Extraction arm diameter (mm)</b>	75
<b>Airflow (m³/h)</b>	110 - 240
<b>Arm length (m)</b>	



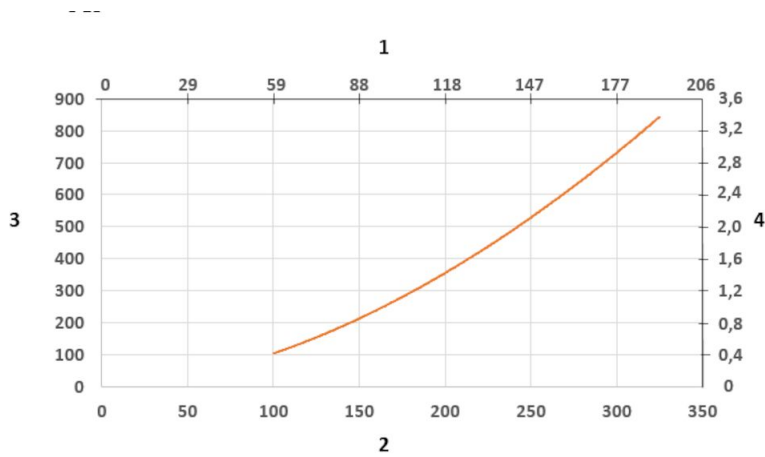
## BenchTop Extraction Arm FX2 75 CHEM

[image]	Description	Weight (kg)	[model]
	FX2-CHEM-D75-L1100-Up-Low	3,2	70603144
	FX2-CHEM-D75-L1100-Up-PLUS	4,5	70603244
	FX2-CHEM-D75-L1100-Down-Low	3,2	70603344
	FX2-CHEM-D75-L1100-Down-Through	2,6	70603444
	FX2-CHEM-D75-L1500-Up-Low	3,4	70603544
	FX2-CHEM-D75-L1500-Up-PLUS	4,7	70603644
	FX2-CHEM-D75-L1500-Down-Low	3,4	70603744
	FX2-CHEM-D75-L1500-Down-Through	2,8	70603844

## BenchTop Extraction Arm FX2 75 CHEM

	[accessory]	[partno]
	FX-Bracket kit-D50/75/100-L190	70501144
	FFX2-Bracket kit-D50/75/100-L500	70377042
	FX2-Wall BRKT kit-Flat-L190-White	70377043
	FX2-Wall-P BRKT kit-D50/75/100-L190	70377046
	FX2-Bench bracket kit-D50/75/100. Complete mounting kit for mounting FX2 50/75/100 arms on the bench edge.	70501444
	FX-Classic bracket-D50/75/100. The classic bracket should be used together with Cut2fit extension profile for mounting FX2 50/75/100 arms on the ceiling, wall, floor or on top of other horizontal surface.	70501244
	FX-Cut2fit extension-L1100.	70501344
	FX-Cut2fit extension-L2200	70374600
	FX-Ceiling cover plate. Cover false/dropped ceiling openings caused by both extension profile and ducting.	70502644
	FX2-Ceiling cover plate-PLUS	70377045
	FX-Combi hood-CHEM-D50/75/100	70500344
	FX-Dome hood-CHEM-D50/75/100. Corrosion resistant white dome hood, made of PE plastic, is designed to capture high dispersion and aggressive contaminants. It can be attached directly on minihood, irrespective of arm size. The ergonomics of handle design on both sides of the hood make it easier to maneuver.	70376984
	FX-Metal hood-ORIG/CHEM-D50/75/100	70500444
	FX-Flange hood-CHEM-D50/75/100. Corrosion resistant white flange hood, made of PE plastic, is designed to maximize the capture zone without hinder objects on the bench or the user. It can be attached directly on minihood, irrespective of arm size.	70503044
	FX2-AI duct-L1000-D75/100toD100-WHT.	70377054
	FX2-AI duct-L2000-D75/100toD100-WHT. Corrosion resistant white duct with 100 mm (4 inch) diameter and 2000 mm (78.74 inch) length is designed to replace vertical ventilation duct above the swivel of FX2 75/100 arms. The duct is made of anodized aluminum with a white electrophoretic deposition coating which ensure good corrosion resistance. This is a good looking alternative to standard, ventilation duct.	70377055
	FX2-Hose support ring-D75	70377067
	FX2-Hose support ring-D100. Place into the 100 mm (4 inch) hose to support the connection between the hose and the duct connector of the arm. A must to connect the hose to arm.	70377068

## BenchTop Extraction Arm FX2 75 CHEM



Pressure Drop diagram:

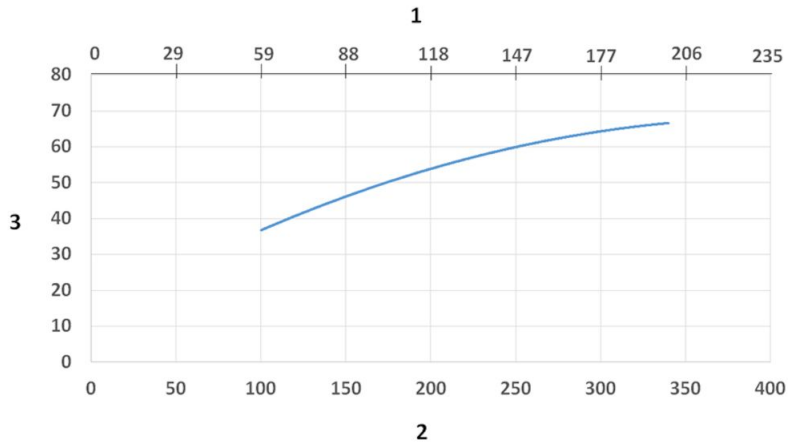
1) X- Axis: Air Flow Rate (cfm)

2) X- Axis: Air Flow Rate (m/h)

3) Y-Axis: Static Pressure Drop (Pa)

4) Y-Axis: Static Pressure Drop (in. wg.)

## BenchTop Extraction Arm FX2 75 CHEM



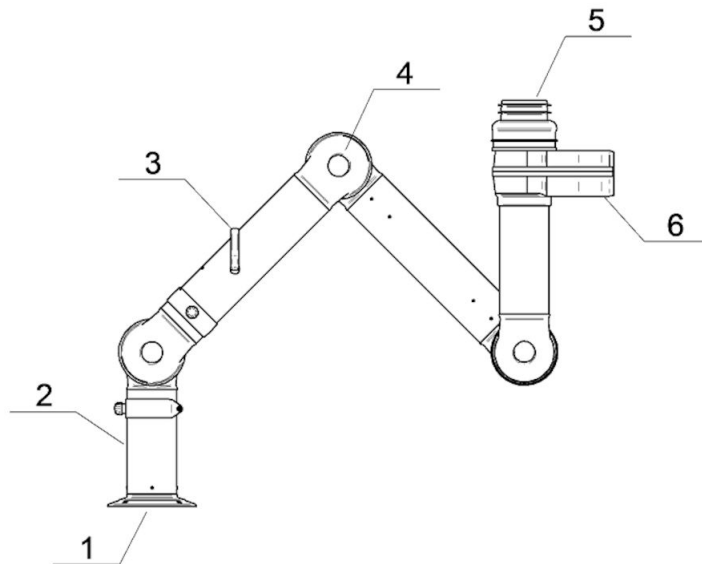
Sound Level diagram:

1) X- Axis: Air Flow Rate (cfm)

2) X- Axis: Air Flow Rate (m/h)

3) Y-Axis: Sound Pressure Level (dB (A))

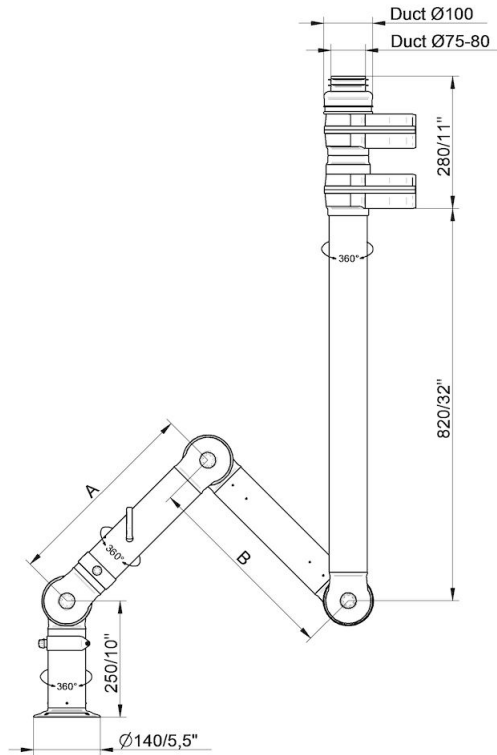
## BenchTop Extraction Arm FX2 75 CHEM



**Material:**

- 1) Flange: PP
- 2) Tubes: Aluminum: anodized 10 µm, with white electrophoretic deposition coating
- 3) Damper adjustment handle: Aluminum: anodized 10 µm  
Internal spring: Stainless steel  
Damper blade: Conductive TP & PP plastic
- 4) Joints: PP with glass fibre reinforcement  
Plastic rings: PP with glass fibre reinforcement  
Axial locking rings: PP with glass fibre reinforcement  
Adjustment knobs: PA & EDS plastic  
Threaded shaft inside joints: Stainless Steel
- 5) Duct connector: EPDM Rubber
- 6) Swivel: Aluminum, powder coating  
Rivets: Aluminum  
Bearings swivel: PP with glass fibre reinforcement

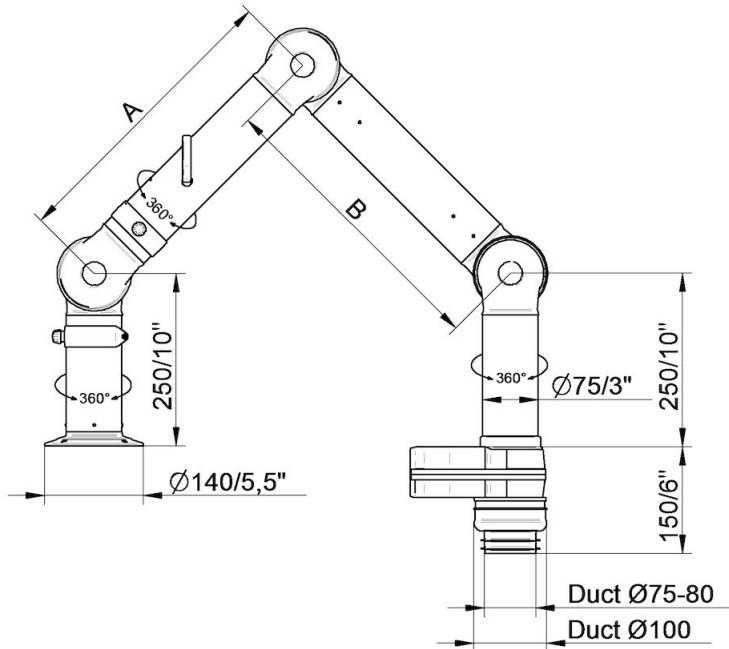
## BenchTop Extraction Arm FX2 75 CHEM



- FX2-CHEM-D75-L1100-Up-PLUS  
Part number: 70603244  
Max. working radius: 1090 mm (42,9 in)  
A: 420 mm (16,5 in)  
B: 420 mm (16,5 in)

- FX2-CHEM-D75-L1500-Up-PLUS  
Part number: 70603644  
Max. working radius: 1450 mm (57,1 in)  
A: 500 mm (19,7 in)  
B: 700 mm (27,5 in)

## BenchTop Extraction Arm FX2 75 CHEM

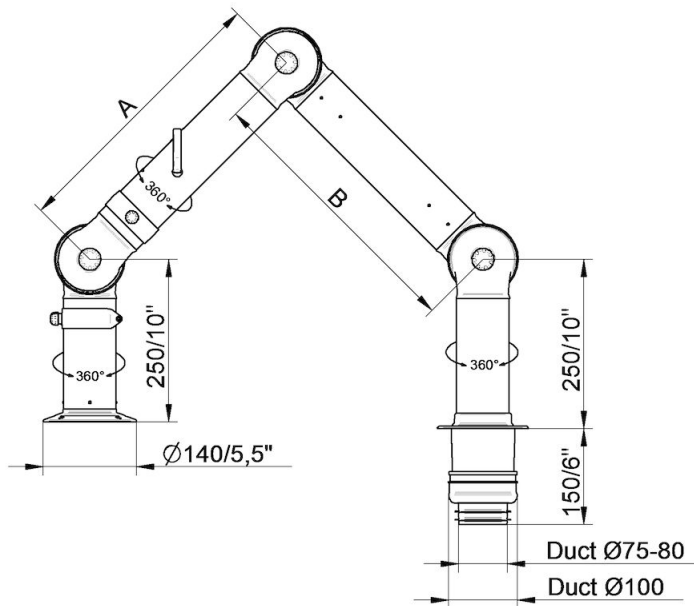


- FX2-CHEM-D75-L1100-Down-Low  
Part number: 70603344  
Max. working radius: 1090 mm (42,9 in)  
A: 420 mm (16,5 in)  
B: 420 mm (16,5 in)

- FX2-CHEM-D75-L1500-Down-Low  
Part number: 70603744  
Max. working radius: 1450 mm (57,1 in)  
A: 500 mm (19,7 in)  
B: 700 mm (27,5 in)



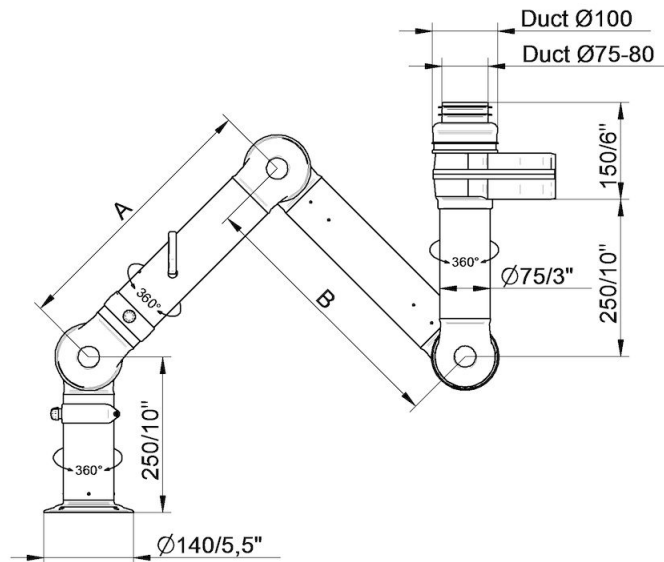
## BenchTop Extraction Arm FX2 75 CHEM



- FX2-CHEM-D75-L1100-Down-Through  
Part number: 70603444  
Max. working radius: 1090 mm (42,9 in)  
A: 420 mm (16,5 in)  
B: 420 mm (16,5 in)

- FX2-CHEM-D75-L1500-Down-Through  
Part number: 70603844  
Max. working radius: 1450 mm (57,1 in)  
A: 500 mm (19,7 in)  
B: 700 mm (27,5 in)

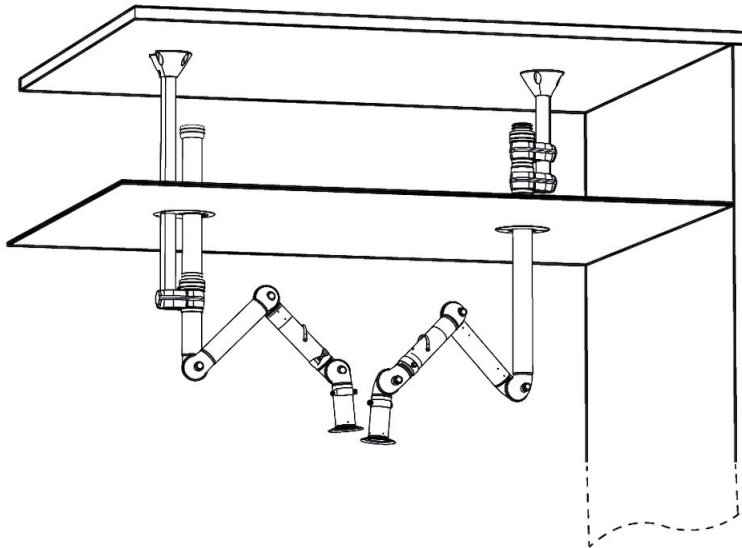
## BenchTop Extraction Arm FX2 75 CHEM



- FX2-CHEM-D75-L1100-Up-Low  
Part number: 70603144  
Max. working radius: 1090 mm (42,9 in)  
A: 420 mm (16,5 in)  
B: 420 mm (16,5 in)

- FX2-CHEM-D75-L1500-Up-Low  
Part number: 70603544  
Max. working radius: 1450 mm (57,1 in)  
A: 500 mm (19,7 in)  
B: 700 mm (27,5 in)

## BenchTop Extraction Arm FX2 75 CHEM



Ceiling mounting example:

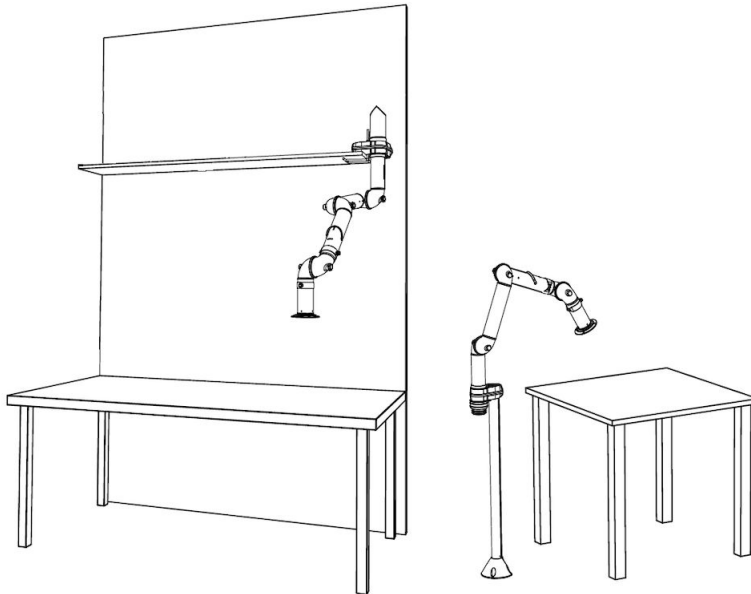
Left: FX2-Up-Low arm with following accessories:

- FX-Classic bracket
- FX-Cut2fit extension-L1100
- FX2-Alu duct-WHT
- FX2-Duct connector-ORIG/CHEM-D100
- FX-Ceiling cover plate

Right: FX2-Up-PLUS arm with following accessories:

- FX2-Bracket kit-D-50/75/100-L500
- FX2-Ceiling cover plate-PLUS

## BenchTop Extraction Arm FX2 75 CHEM



Other mounting examples:

Left: Shelf mounting with FX2-Up-Low arm and following accessories:

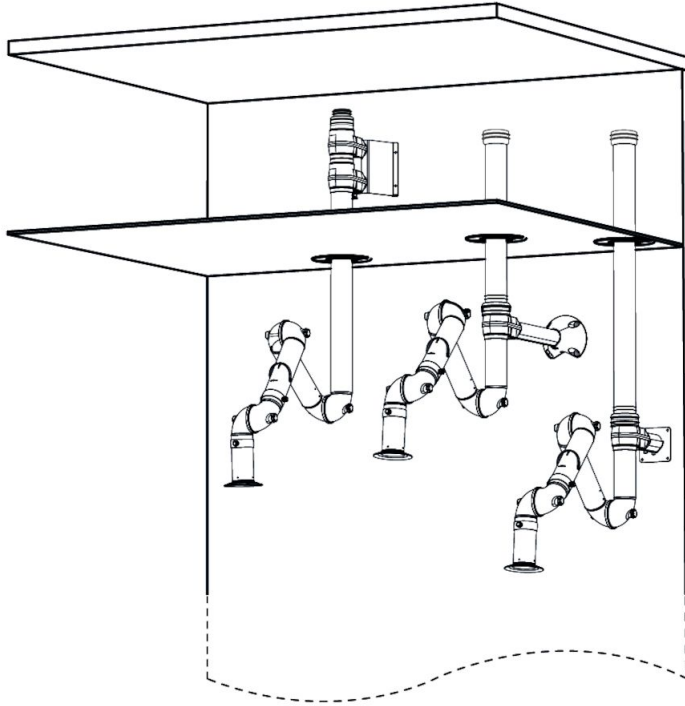
-FX2-Bench bracket kit

Right: Floor mounting with FX2-Up-Low arm and following accessories:

-FX-Classic bracket

-FX-Cut2fit extension-L1100

## BenchTop Extraction Arm FX2 75 CHEM



Wall mounting examples:

Left: FX2-Up-PLUS arm with following accessories:

- FX2-Wall-P BRKT kit-D-50/75/100-L190
- FX2-Ceiling cover plate-PLUS

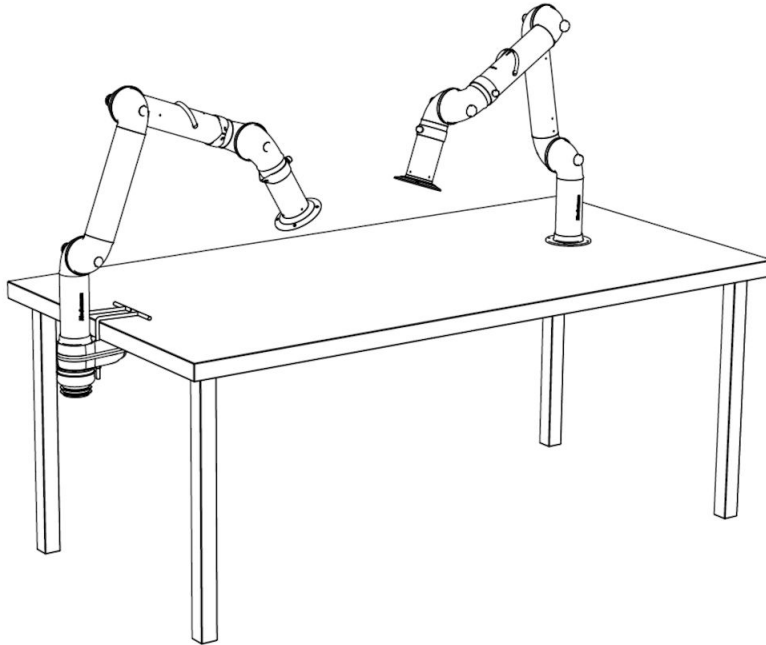
Middle: FX2-Up-Low arm with following accessories:

- FX2-Bracket kit-D-50/75/100-L500
- FX2-Ceiling cover plate-PLUS
- FX2-Alu duct-WHT
- FX2-Duct connector-ORIG/CHEM-D100

Right: FX2-Up-Low arm with following accessories:

- FX2-Wall BRKT kit-Flat-L190-White
- FX2-Ceiling cover plate-PLUS
- FX2-Alu duct-WHT
- FX2-Duct connector-ORIG/CHEM-D100

## BenchTop Extraction Arm FX2 75 CHEM



Bench mounting examples:

Left: FX2-Down-Low arm with following accessories:

-FX2-Bench bracket kit-D-50/75/100

Right: FX2-Down-Through arm