


600A, Configurable

A powerful dust collector, for suction over long horizontal and vertical distance

600A, Configurable



The configuration of modules will be similar to 600A which are aimed for the toughest applications, for example handling a lot of abrasive and heavy material. The robustness of the unit and the power from the reliable ejector makes the unit very suitable for many applications where many industrial vacuum cleaners can not be used. For example to collect blasting material in blasting hall, sand recovery in foundries etc.

Your unit can be configured to meet your specific demands.

Different ejectors can be used depending on the demand but also the availability of compressed air. The ejector can be placed on a stationary silo with filter.

A range of different discharge valves that can be fitted to the silo for easy discharge of the collected material.

If handling larger quantities of material, Nederman recommends using a pre separator before the vacuum unit.

To configure your 600A you may only choose ejectormodule, filtermodule, silomodule and discharge valve listed in this document and with mfc (module for configuration) in title.

1. Select ejectormodule depending on required vacuum and air flow.
2. Select filtermodule depending on filter capacity.
3. Select silomodule.
4. Select discharge valve.
5. Select cleaning equipment.

Choose how to control your butterfly valve:

1. Electric controlled - You need a namur valve, solenoid valve recommended for the ejector size you choose and a control box.
2. Air controlled - You need a namur valve.

Hose for air supply to the namur valve is not supplied by Nederman.

Ensure that all requirements for the modules are met. The height of your configuration is depending on what filtermodule and legs you choose.


- Robust and efficient self-cleaning filter
- Very powerful and reliable ejector as vacuum producer
- Suitable for heavy and/or abrasive material
- Control system with many different functions is available as an accessory

Nom du produit	600A, Configurable
Méthode de décolmatage	[CompressedAir]
Application	Granulé, Abrasif, Copeau, Poussière
Compressed air requirement	4,3 Nm ³ /min @ 7 bar
Max airflow (m ³ /h)	330 Nm ³ /h
Volume sonore (dB(A))	77
Max vacuum (kPa)	-68
Poids (kg)	18


600A, Configurable

Note

Recommandé avec le module de filtre 43162101






600A, Configurable

[image]	Nom de la fiche technique	[model]
	NE64, module éjecteur avec couvercle S200 et 2 raccords rapides	43051000*

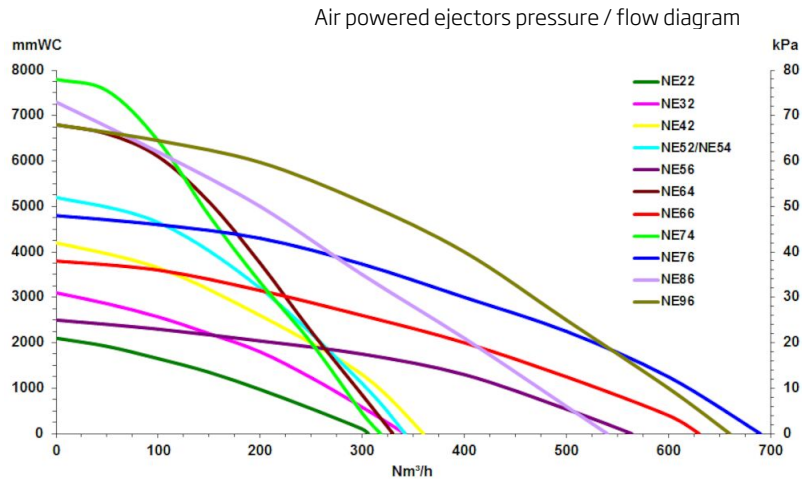
**Recommandé avec le module de filtre 43162101*

600A, Configurable

	[accessory]	[partno]
	Vanne papillon de décharge pneumatique	43630500*
	Kit vanne de décharge Linatex d100 avec réducteur pour bride	43630300
	Tuyau PU12 Ø 76 L=20m	43834300

**Ø125 mm boîtier en NBR, fonte revêtement époxy et clapet/manchon en acier inoxydable. Plage de temp. -20 °C à +120 °C. Hauteur - 110 mm (260 mm en position ouverte)*

600A, Configurable



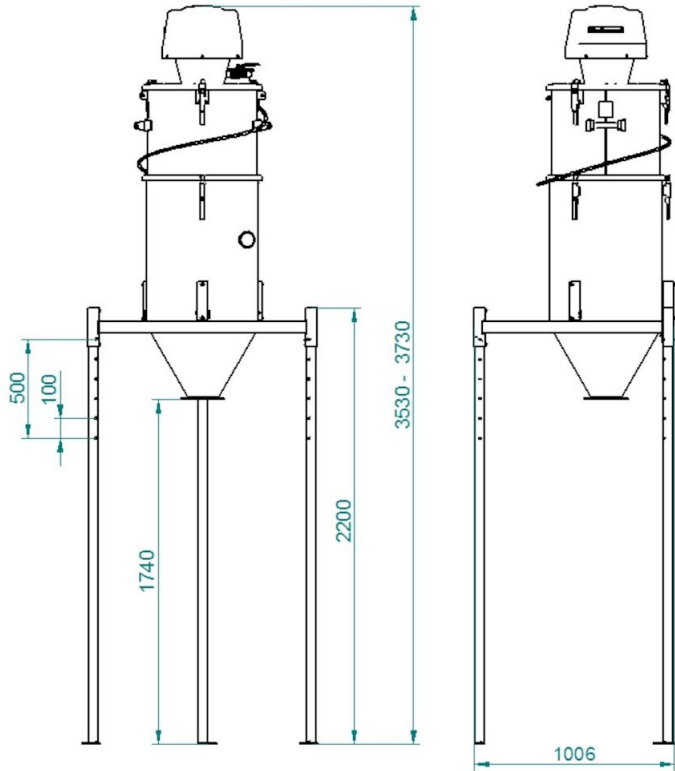
Air Powered ejectors

All performance data are based on 7 bar supply pressure

Ejector/Hose dimension	ø51mm	ø63mm	ø76mm
NE64	2	2,4	N/A
NE74	2,3	2,7	N/A
NE76	1,7	2,7	3,6
NE96	2,6	3,6	4,9

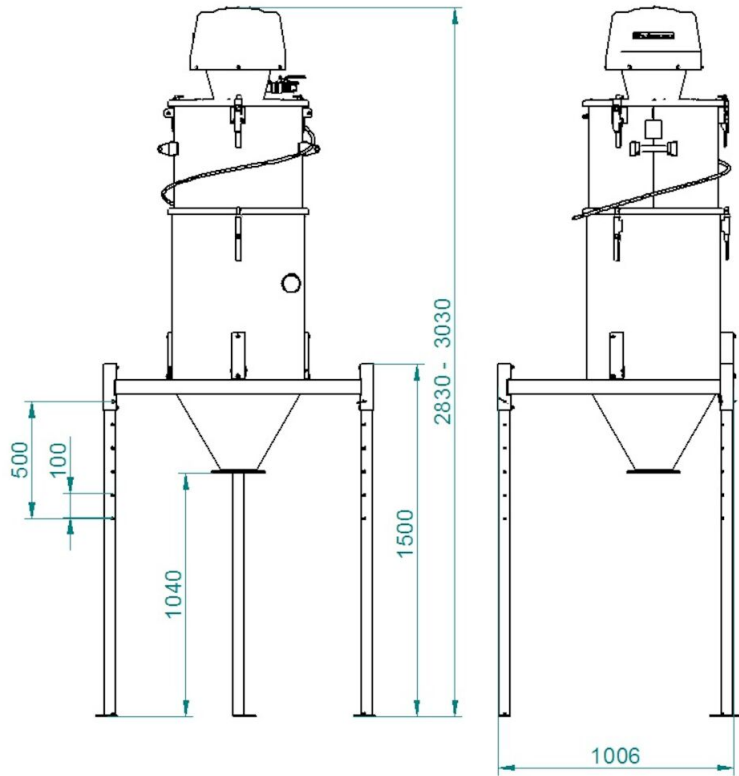
Capacity (tonne/hour) with Blasting media 2,4kg/liter and 20m hose

600A, Configurable



Dimensions with 2200 mm legs

600A, Configurable



Dimensions with 1 500 mm legs