


710A, Configurable.

A powerful dust collector, excellent high vacuum for suction over long horizontal and vertical distance



Nederman Pre-separation and Vacuum Transportation Systems pre-separate and discharge dust and granulated material during vacuuming and vacuum transport.

A system can handle dry material like cement, fertilizers, grit, sand, as well as wet material. Collected material can be discharged into tanks, containers, big-bags, on to conveyor belts, escalators etc.

The configuration of modules will be similar to 710A which are aimed for the toughest applications, for example handling a lot of abrasive and heavy material. The robustness of the unit and the power from the reliable ejector makes the unit very suitable for many applications where many industrial vacuum cleaners can not be used. For example to collect blasting material in blasting hall, sand recovery in foundries etc.

Your unit can be configured to meet your specific demands. Different ejectors can be used depending on the demand but also the availability of compressed air. The ejector can be placed on a stationary silo with filter.

Nederman has a range of different discharge valves that can be fitted to the silo for easy discharge of the collected material.

If handling larger quantities of material and in order to make the material handling more effective Nederman recommends using a pre separator before the vacuum unit. The 710A is a complete unit including a pre separator.

To configure your 710A you may only choose modules listed in this document and with mfc (module for configuration) in title.

Filterside:

1. Select ejectormodule depending on required vacuum and air flow.
2. Select filtermodule depending on filter capacity.
3. Select silomodule.
4. Select disposal option, bagholder and discharge valve.
5. Select frame.

Separatorside:

1. Select coarse grain separator.
2. Select silomodule.
3. Select discharge valve.
4. Select frame.
5. Select hose for connection between vacuum cleaner and separator.
6. Select joint sleeve depending on coarse grain separator and hose.
7. Select cleaning equipment.

Choose how to control your butterfly valve:

1. Electric controlled
 - You need a namur valve, solenoid valve recommended for the ejector size you choose and a suitable control box.
2. Air controlled
 - You need a namur valve.


Hose for air supply to the namur valve is not supplied by Nederman.

710A, Configurable.

Ensure you meet all requirements for your modules

- Robust and efficient self-cleaning filter
- Very powerful and reliable ejector as vacuum producer
- Suitable for heavy and/or abrasive material
- Control system with many different functions is available as an accessory

| | |
|---------------------------|--------------------------------------|
| Product name | 710A, Configurable. |
| Application | [granulate], [grit], [swarf], [dust] |
| Filter type | [NCF] |
| Number of filter elements | 70 |
| Filter material | NCF |



710A, Configurable.

| [Image] | Description | Compressed air requirement | Max airflow (m³/h) | Noise level (dB(A)) | Max vacuum (kPa) | Weight (kg) | [model] |
|---|--|----------------------------|--------------------|---------------------|------------------|-------------|----------------|
|  | NE64, Ejectormodule with S200 lid and 2 quick couplings | 4,3 Nm3/min @ 7 bar | | 77 | | | 43051000 * |
|  | NE74, Ejectormodule with S200 lid and 2 quick couplings | 5,3 Nm3/min @ 7 bar | 318 Nm3/h | | | 18 | 43051001 ** |
|  | NE76, Ejectormodule with S200 lid and 2 quick couplings | 5,4 Nm3/min @ 7 bar | 690 Nm3/h | 78 | -48 | 18 | 43051002 *** |
|  | NE96, Ejectormodule with S200 lid and 2 quick couplings | 8,6 Nm3/min @ 7 bar | 660 Nm3/h | 78 | -68 | 18 | 43051003 *** |
|  | Filtermodule NCF, 3,15 m2 filterarea, I S200 Vyon F. MFC | | | | | | 43162101 |
|  | Filtermodule NCF, 5,25 m2 filterarea, I S200 Vyon F. MFC | | | | | | 43164101 |
|  | Silo S200 for wall mounting, d76 suction inlet, with flange | | | | | | 43461007 |
|  | Frame for 43461001, H=1325 | | | | | | 43750001 |
|  | Triangular frame for silo S200 | | | | | | 43752001 |
|  | Leg straight 1500 mm | | | | | | 43756001 **** |
|  | Leg straight 2200 mm | | | | | | 43756100 **** |
|  | Stay-tube for legs L>2200 mm | | | | | | 43757001 ***** |
|  | Silo S200 for leg mounting without inlet | | | | | | 43441001 |
|  | Coarse grain separator S200 d76/76 for plastic fasteners | | | | | | 43561001 |
|  | Coarse grain separator S200 d102/76 adjustable for plastic fasteners | | | | | | 43661008 |

*Recommended with filtermodule 43162101

**Recommended with filtermodule 43162101

710A, Configurable.

****Recommended with filtermodule 43164101*

*****Each configuration needs the quantity of three legs, so to get a complete product you need to order three pieces of chosen number
*****To be used with 43756100, order three pieces*

710A, Configurable.

| | [accessory] | [partno] |
|---|--|--------------|
|  | Discharge valve manual | 43630001* |
|  | Pinch valve DN65 | 43632001 |
|  | Manually operated butterfly discharge valve | 43630400** |
|  | Pinch valve DN80 | 43632100 |
|  | Pinch valve DN100 | 43632200 |
|  | Discharge valve with counterweight | 43630200* |
|  | Discharge valve, pneumatically operated | 43630100* |
|  | Discharge valve Linatex d100 set with reducer for flange | 43630300 |
|  | Bagholder for 43630200 or 43631001 | 43640001 |
|  | Bagholder for 43630100, for pneumatic discharge valve | 43640003*** |
|  | Bagholder big bag with pneumatically operated discharge valve | 43640201 |
|  | Bagholder for big bag, MFC | 43640217**** |
|  | Timer electrical control for ejector NE 22-76, without control box. Mounted on the compressed air connection. (Suction time: 0 - 15 min, Discharge time: 0-15 sek) | 43220026 |
|  | Timer electrical control for ejector NE 86-96, without control box. Mounted on the compressed air connection. (Suction time: 0 - 15 min, Discharge time: 0-15 sek) | 43222008 |
|  | Electrical control system for ejectors NE 22-76. (Suction time: 0-5 min, Discharge time: 0-15 sek) | 43220001 |
|  | Electrical Control system for ejector NE 86 (Suction time: 0-5 min, Discharge time: 0-15 sek) | 43222001 |
|  | Mountingplate for controlbox, S200 | 43690001 |
|  | Control system for ejectors | 43220034 |
|  | Level control for silo continuous feed out | 43251001 |
|  | Hose PU12 Ø 51 L=10m | 43832600 |
|  | Hose PU12 Ø 51 L=5m | 43832500 |
|  | Hose PU12 Ø 51 L=20m | 43832300 |



710A, Configurable.

| | [accessory] | [partno] |
|---|--|---------------|
|  | Hose PU12 Ø 51 L=7,5m w. couplings | 43832102***** |
|  | Hose PU12 Ø 51 L=10m w. couplers | 43832200***** |
|  | Hose PU12 Ø 63 L=5m | 43833200 |
|  | Hose PU12 Ø 63 L=10m | 43833001 |
|  | Hose PU12 Ø 63 L=20m | 43833100 |
|  | Hose PU12 Ø 76 L=10m | 43834200 |
|  | Hose PU12 Ø 76 L=20m | 43834300 |
|  | Floor cleaning equipment width 500 mm with small nylon wheels Ø51 and rubber lips | 42932100***** |
|  | Floor cleaning equipment width 400 mm without wheels for dry suction Ø51, with brushes | 42932800***** |
|  | Floor cleaning equipment width 400 mm with large rubber wheels Ø51 and rubber lips | 42932300***** |
|  | Floor nozzle, width 500 mm with small nylon wheels, Ø51 | 43840150***** |
|  | Floor nozzle, width 400 mm with large rubber wheels, Ø51 | 43840250***** |
|  | Floor nozzle width 400 mm without wheels for dry suction, Ø51 | 43840550***** |
|  | Hand nozzle, hard brush Ø90mm, Ø51 | 43860001***** |
| | Toothed nozzle width 130 mm, Ø51 | 43861001***** |
|  | Cone nozzle Length 250 mm, Ø51 | 43862001***** |
|  | Elbow pipe, Ø51 mm | 43842150***** |
|  | Cleaning pipe, length 1100 mm, Ø51 mm | 43842001***** |
|  | Bulk nozzle for floor with handle length 1200 mm, Ø51 mm | 43850150***** |
|  | Bulk nozzle Length 910 mm, Ø51 | 43850001***** |
|  | Scraper nozzle, length: 1000 mm Ø51 | 43851150***** |
|  | Scraper nozzle, length: 500 mm Ø51 | 43851050***** |

710A, Configurable.

| | [accessory] | [partno] |
|---|--|---------------|
|  | Steel swarf nozzle, Ø50 mm, Silenced inlet | 40150030***** |
|  | Floor suction head width 500mm, Ø63 | 43840400***** |
|  | Bulk nozzle length 910 mm, galvanized, Ø63 | 43850050***** |
|  | Bulk nozzle length 910 mm for swivel (43843100), Ø63 | 43850051***** |
|  | Bulk nozzle for floor, length 1200 mm, Ø63 mm | 43850200***** |
|  | Scraper hand nozzle, length 1000 mm, Ø63 | 43851200***** |
|  | Suct pipe bend alum d63 | 43843050***** |
|  | Swivel steel d63 | 43843100***** |
|  | Suction pipe aluminium Ø63 | 43843001***** |
|  | Scraper hand nozzle, length 500 mm, Ø63 | 43851100***** |
|  | Bulk nozzle length 910 mm, d76, galvanized | 43850100***** |
|  | Bulk nozzle with handle, Ø76 | 43850250***** |
|  | Scraper hand nozzle, length 1000 mm, Ø76 | 43851250***** |
|  | Reducer conical d76-63, Acid stainless steel | 43880350 |
|  | Reducer conical d76-51, Acid stainless steel | 43880300 |
|  | Hose red conical d63-51 | 43880250 |
|  | Hose connector d63 | 43880100 |
|  | Hose connector d50 | 43880050 |
|  | Bin Level indicator (BLI) EX | 40375269 |
|  | Joint sleeve d75-89/d53-63mm | 43884464 |
|  | Joint sleeve d65-75 | 43884463 |
|  | Joint sleeve d98-114/d70-88 | 43884462 |

710A, Configurable.

| | [accessory] | [partno] |
|---|--------------------------------------|---------------|
|  | Hose joint d76, Acid stainless steel | 43880150 |
|  | Floor suct head d63/600 | 43840450***** |

*Ø150mm Housing and flap in PA. Temp range -20C to +40C. Height: 155 mm (240 mm in open position)

**Ø125mm Housing in NBR, Epoxy coated cast iron and flap/sleeve i stainless steel. Temp range -20C to +120C. Height: 110 mm (260 mm in open position)

***Recommended with 43630100

****Can be used with valves 43630300, 43632001, 43632100, 43630201

*****Couplings included, Ø 51 mm

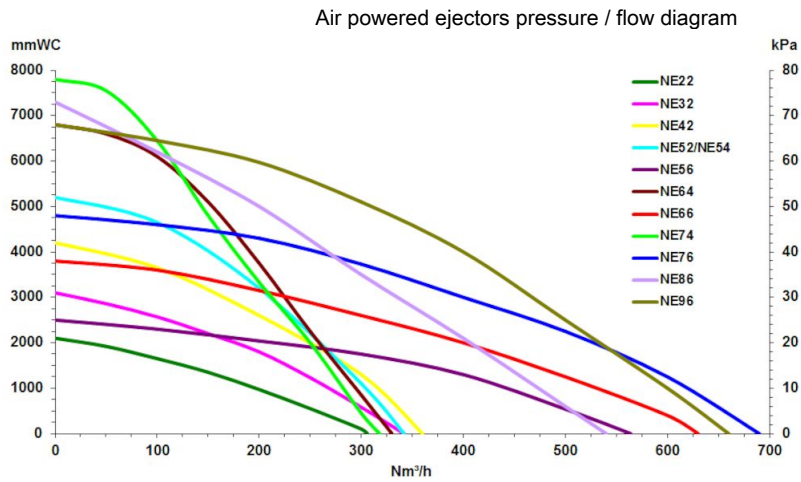
*****ATEX: Suitable for combustible dust (zone 20,21,22). Ensure earthing to extraction unit. Not to be used in combustible gas atomspheres or extraction of explosive materials.

*****ATEX: This product is suitable to be used as cleaning equipment for combustible dusts with MIE (minimum ignition energy) >1 mJ. Product is to be properly earthed to the extraction unit. Not for usage in combustible gas atmospheres or extraction of xplosive materials.

*****ATEX: This product is suitable to be used as cleaning equipment for combustible dusts with MIE (minimum ignition energy) >1 mJ. Product is to be properly earthed to the extraction unit. Not for usage in combustible gas atmospheres or extraction of explosive materials.

*****ATEX: Suitable for combustible dust (zone 20,21,22) and gas (zone 1,2) of group IIA , IIB and IIC. Ensure earthing to extraction unit. Not to be used for extraction of explosive materials

710A, Configurable.



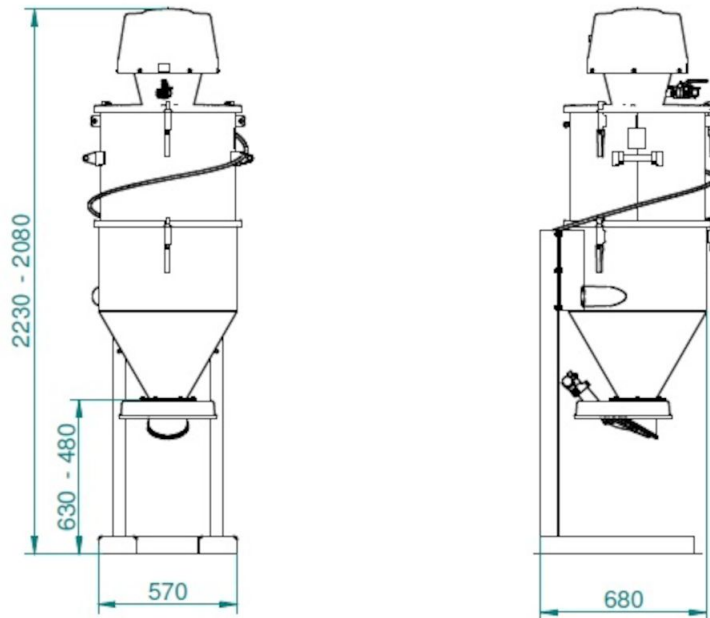
Air Powered ejectors

All performance data are based on 7 bar supply pressure

| Ejector/Hose dimension | ø51mm | ø63mm | ø76mm |
|------------------------|-------|-------|-------|
| NE64 | 2 | 2,4 | N/A |
| NE74 | 2,3 | 2,7 | N/A |
| NE76 | 1,7 | 2,7 | 3,6 |
| NE96 | 2,6 | 3,6 | 4,9 |

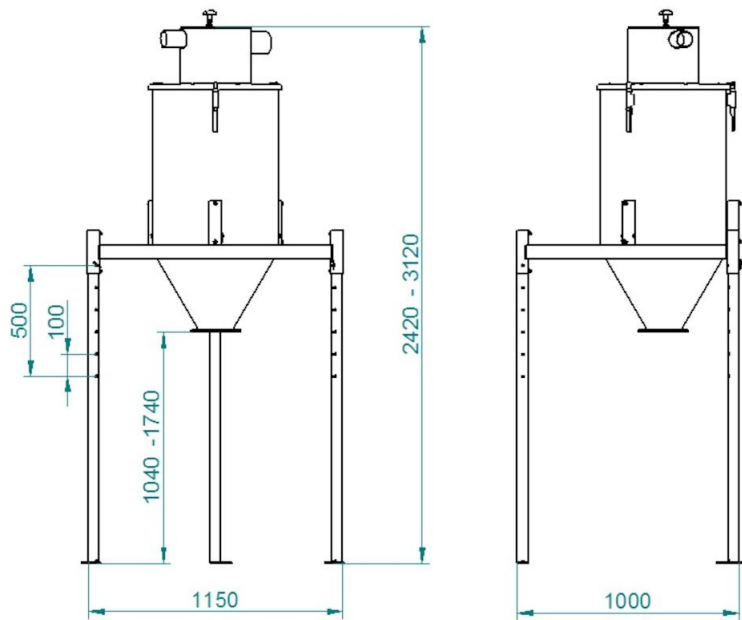
Capacity (tonne/hour) with Blasting media 2,4kg/liter and 20m hose

710A, Configurable.



Dimensions - Filter part

710A, Configurable.



Dimensions pre-separation part