


Swing Arm

Gives you maximum accessibility



Swing arm SA-G is a on-tool extraction arm which offers maximum convenience when working with on-tool or on-torch extraction. Also ideal for the combination of grinding and welding applications. The design ensures that the arm smoothly follows the tool, for instance a sander, grinder, cutter or a welding torch. It supplies power to the tool and removes the dust. These corrosion-resistant extractions arms are equipped with two swivel points and are made of galvanized pipe. An integral compressed air hose comes as standard with the arm, enabling the user to conveniently connect an air-powered tool. Alternatively, the arm can be fitted with a cable for electric tools. For optimum efficiency, the use of an automatic vacuum valve is strongly recommended.

The SA-GW arms are based on the same design as the SA-G, but come equipped with a rail and reinforcement in order to support the weight of a wire feed unit, making them ideal for a combined extraction of welding fumes and grinding dust.

- Economic and safe
- Well balanced and flexible
- Easy to operate
- Universal

Product name	Swing Arm
Installation	Indoor
Application	Dust, Granulate, Fumes
Extraction arm diameter (mm)	50





Granulate Fumes Dust

Swing Arm

Description	Arm length (m)	Weight (kg)	Model
SA-G 300 swing arm (max load outer arm 10 kg)	3	10	40181020
SA-G 450 swing arm (max load outer arm 8 kg)	4,5	15	40181030
SA-G 600 swing arm (max load outer arm 5 kg)	6	20	40181040

Swing Arm

Accessory		Part No
	HV Flap Valve with hose coupling	40146455
	AS-set microswitch P	40141550
	TAV 50 FV EX, Control from pneumatic tools	40060100
	Middle part compl swing arm SA	40186330