

## Industrial vacuum cleaner 306 A

With a pre-separator container this wet/dry vacuum extractor is designed for extraction, collection and separation of liquids, sand, and other granules.



With a pre-separator container this wet/dry vacuum extractor is designed for extraction, collection and separation of liquids, sand, and other granules. The industrial vacuum cleaner 306A is air powered and is suitable for wet and dry extraction. This dry/wet vacuum contains two filtration stages that ensure optimum cleaning efficiency. Suction equipment is strong and durable, suitable for building and construction industry and turning and general industries. The wet/dry vacuum containers can be easily tilted to empty their materials. The float ball prevent the first container from overflowing. The trolley is equipped with large wheels for ease of mobility.

- Easy to empty with tippable container
- High mobility and great for handling industrial spillage
- Liquid recovery - wet and dry extraction

Product name	Industrial vacuum cleaner 306 A
Installation	[Outdoor], [Indoor]
Application	[liquid], [granulate], [swarf]
Dustbin volume (l)	40+ 47
Filter Area (m <sup>2</sup> )	0,35
Filter type	[bag]
Number of filter elements	1
Filter material	PTFE on PET
Type of hose	PE/C
Compressed air requirement	1,6 Nm <sup>3</sup> /min
Max airflow (m <sup>3</sup> /h)	342
Noise level (dB(A))	74.0
Max vacuum (kPa)	-31
Weight (kg)	69
Hose length (m)	7,5
Hose diameter (mm)	51






Granulate Swarf Liquid

## Industrial vacuum cleaner 306 A

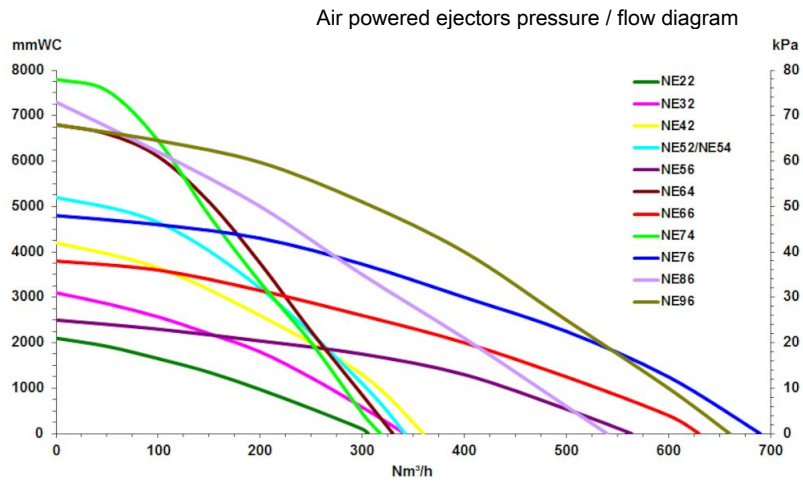
Description	[model]
306A - NE32, S50	42130602

Hose type	Specification	Temperature range, °C	Hose fittings in free hose end, distribution hose	Hose fitting on free hose end, inlet hose	Hose connection on reel, distribution hose	Hose connection on reel, inlet hose
PEC		-40 Deg. C. - +60 Deg. C.				

## Industrial vacuum cleaner 306 A

	[accessory]	[partno]
	Timer electrical control for ejector NE 86-96, without control box. Mounted on the compressed air connection. (Suction time: 0 - 15 min, Discharge time: 0-15 sek)	43222008
	Timer electrical control for ejector NE 22-76, without control box. Mounted on the compressed air connection. (Suction time: 0 - 15 min, Discharge time: 0-15 sek)	43220026
	Electrical control system for ejectors NE 22-76. (Suction time: 0-5 min, Discharge time: 0-15 sek)	43220001

## Industrial vacuum cleaner 306 A



Air Powered ejectors

All performance data are based on 7 bar supply pressure