

Industrial vacuum cleaner 510A EX

Industrial wet/dry vacuum cleaner for liquid and coarse particle extraction




Single container system, designed for the collection of coarse particles, such as swarf and granulates as well as liquids and sludge. The container collects and holds a large volume of material. The unit is supplied with a bottom drain valve for quick and simple discharge of liquids. The filter system is a polyester filter bag. The container, which is fitted with a 2" drain valve, is fixed to a tiltable trolley for ease of emptying. Trolley suitable for handling by forklift truck. To prevent overfilling of liquids, the container is equipped with a float ball that stops the suction when the container is full.

ATEX approved equipment: EX II 2 GD c IIB 60°C (T6).


- Tippable container
- Fork lift handling
- Bottom drain valve
- ATEX approved

Product name	Industrial vacuum cleaner 510A EX
Installation	Indoor
Filter cleaning method	One way filter
Application	Liquid, Granulate, Swarf
Dustbin volume (l)	160
Filter Area (m ²)	0,59
Filter type	Bag
Number of filter elements	1
Filter material	Polyester-Teflon
Type of hose	PVC
Weight (kg)	102
Hose length (m)	7,5
Hose diameter (mm)	51



Granulate Swarf Liquid

Industrial vacuum cleaner 510A EX

Image	Description	Compressed air requirement	Max airflow (m³/h)	Noise level (dB(A))	Max vacuum (kPa)	Model
	510A EX - NE52, S200, with float ball	3,0 Nm³/min	342	75,5	-52	42251000*
	510A EX - NE74, S200, with float ball	5,3 Nm³/min	318	75,0	-78	42251007*
	510A EX - NE52, S200, with float ball		342	75,5	-52	42251033**
	510A Ex - NE52, S200, with float ball		342	75,5	-52	42251035***

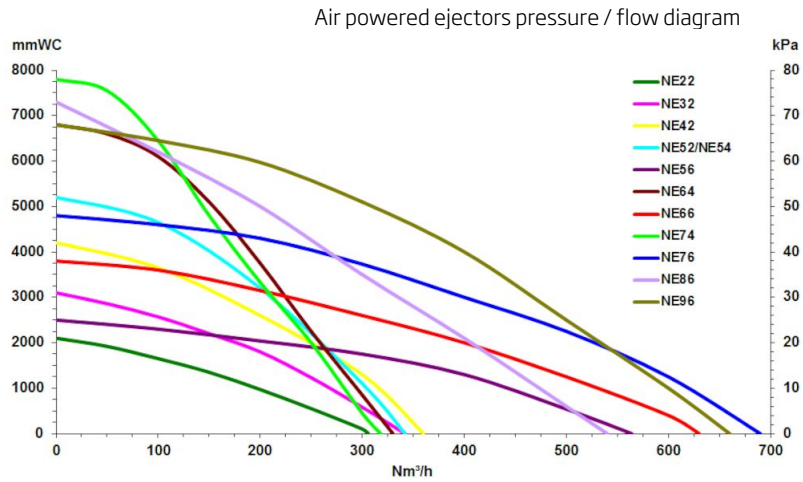
*With wet cleaning set, gulper head and scraping tool. ATEX - EX II 2 GD c IIB 60°C(T6)

**With cleaning set, toothed and conical nozzle. ATEX - EX II 2 GD c IIB 60°C(T6)

***With cleaning set. ATEX - EX II 2 GD c IIB 60°C(T6)

Hose type	Specification	Temperature range, °C	Hose fittings in free hose end, distribution hose	Hose fitting on free hose end, inlet hose	Hose connection on reel, distribution hose	Hose connection on reel, inlet hose
PVC	Max vacuum 84 kPa Inner bending radius 60 mm Reinforced with inbedded steel helix	- 20 deg. C. to + 70 Deg. C.				

Industrial vacuum cleaner 510A EX



Air Powered ejectors

All performance data are based on 7 bar supply pressure