

600A


Stationary multi-purpose dust collector



Silo system with high suction capacity for fixed installations. Designed for the collection of dusty materials such as granules, steel grit and recovery of precious metals. The silo is equipped with a manual discharge valve. Can be supplied with counterweight or pneumatic valves for automatic operations. Equipped with the efficient and self-cleaning NCF (candle) filter (not all models). The unit can be fitted with automatic remote control. The unit is often used as power pack in central suction systems

- Vacuum unit with silo on flexible frame system
- High vacuum for suction of heavyweight material over long distance

Product name	600A
Installation	[Outdoor], [Indoor]
Filter cleaning method	[ReverseAirPulse]
Application	[dust], [granulate], [grit], [swarf]
Dustbin volume (l)	146
Filter type	[NCF]
Number of filter elements	70
Filter material	Vyon 3,15
Weight (kg)	144
Hose length (m)	10
Hose diameter (mm)	63
Note	With cleaning set, gulper head and scraping tool



Granulate Grit Swarf Dust

600A




[Image]	Description	Type of hose ¹	Compressed air requirement	Max airflow (m ³ /h)	Noise level (dB(A))	Max vacuum (kPa)	[model]
	600A - NE64, S200.	PU12	4,3 Nm ³ /min	330	77.0	-68	42160000*
	600A - NE76, S200. Without accessories	Without	5,4 Nm ³ /min	690	78.0	-48	42160081

*With cleaning set, gulper head and scraping tool

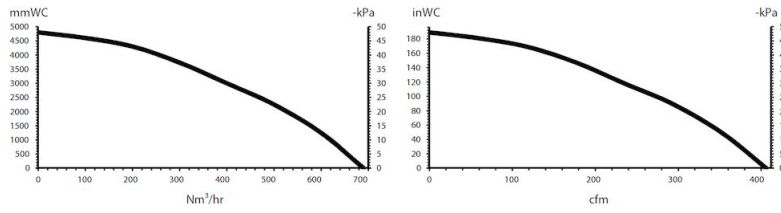
¹ See table below

Hose type	Specification	Temperature range, °C	Hose fittings in free hose end, distribution hose	Hose fitting on free hose end, inlet hose	Hose connection on reel, distribution hose	Hose connection on reel, inlet hose
PU12		- 40 deg. C. -+ 90 Deg. C.				

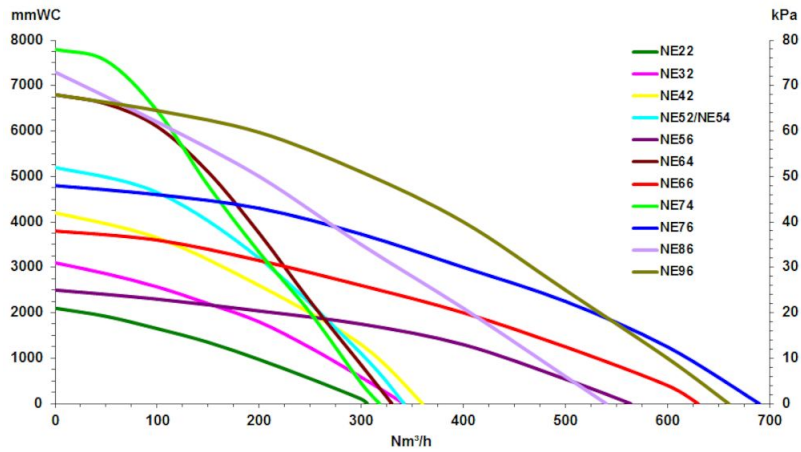
600A

	[accessory]	[partno]
	Electrical control system for ejectors NE 22-76. (Suction time: 0-5 min, Discharge time: 0-15 sek)	43220001
	Timer electrical control for ejector NE 22-76, without control box. Mounted on the compressed air connection. (Suction time: 0 - 15 min, Discharge time: 0-15 sek)	43220026
	Timer electrical control for ejector NE 86-96, without control box. Mounted on the compressed air connection. (Suction time: 0 - 15 min, Discharge time: 0-15 sek)	43222008

600A



Air powered ejectors pressure / flow diagram



Air Powered ejectors

All performance data are based on 7 bar supply pressure