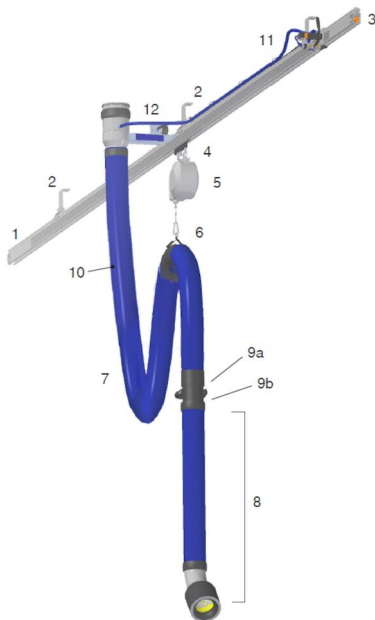


Pneumatic Track System (PTS)

Exhaust extraction system for emergency stations



1. Guide track
2. Bracket
3. End stop
4. Trolley
5. Balancer
6. Hose suspension/metal bend
7. Upper exhaust hose
8. Nozzle kit
9. Safety coupler (female 9a + male 9b)
10. Integrated pneumatic air hose
11. Disconnection valve

The Pneumatic Track system - PTS is suitable for stations where vehicles change from time to time. The system is based on a nozzle expanded by compressed air, attaching and sealing the nozzle tightly round the tail pipe. PTS is supplied with a choice of two different sized nozzles to fit the most common types of tail pipes. A quick coupler makes it easy to switch the nozzles.

PTS can be delivered with two optional alternatives for automatic start / stop of fan; radiosystem or process sensor system.

- Air vent for quick and safe departures
- Safety coupling in case of faulty operation
- Nozzles to suit various types of vehicles
- Grip for ergonomic handling
- Exhaust hose with integrated compressed air hose

Product name	Pneumatic Track System (PTS)
Material recycling (% weight)	100
Type of hose	NTP
Diameter, hose (mm)	100



Pneumatic Track System (PTS)

Image	Description	Hose length (m)	Model
	PTS-Pneumatic Track System, 5,9 m NTP hose, working range 7,9 m	5	20807564*
	PTS-Pneumatic Track System, 9,4 m NTP hose, working range 11,4 m	7,5	20807664**
	PTS-Pneumatic Track System, 11,8 m NTP hose, working range 13,8 m	10	20807764**
	Nozzle kit for exhaust pipe ø 50 - 85 mm, Grip length 100 mm, with NR-CP hose	1	20869061***
	Nozzle kit for exhaust pipe ø 70 - 125 mm, Grip length 120 mm, with NR-CP hose	1	20869161***
	Nozzle kit for exhaust pipe ø 50 - 85 mm, Grip length 100 mm, with PUR hose	1	20868061***
	Nozzle kit for exhaust pipe ø 70 - 125 mm, Grip length 120 mm, with PUR hose	1	20868161***

*International Version, Complete with Track (1), Brackets (2), End stop (3), Trolley (4), Balancer (5),

Hose suspension (6), Upper extraction hose (7), Safety coupler (female 9a),

Upper integrated pneumatic air hose (10) and Disconnection valve (11)






**International Version, Complete with Track (1), Brackets (2), End stop (3), Trolley (4), Balancer (5),

Hose suspension (6), Upper extraction hose (7), Safety coupler (female 9a), Upper integrated pneumatic air hose (10) and Disconnection valve (11)

***Complete Nozzle kit (8) with Nozzle, Lower extraction hose, Lower integrated pneumatic air hose and Safety coupler (male 9b).

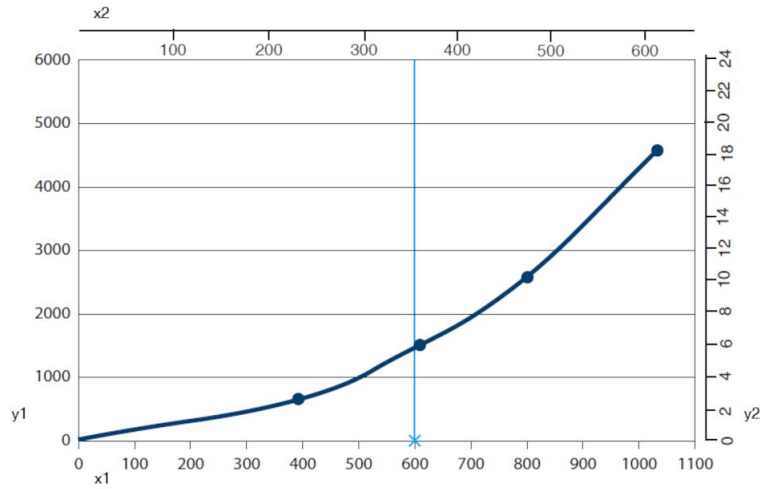
Hose type	Specification	Temperature range, °C	Hose fittings in free hose end, distribution hose	Hose fitting on free hose end, inlet hose	Hose connection on reel, distribution hose	Hose connection on reel, inlet hose
NTP	Thermoplastic polyester fabric coated with EPDM/PP. Bending radius 244mm.	up to 150				

Pneumatic Track System (PTS)

Accessory		Part No
	Radio transmitter vehicle GHz	20376723
	Radio Receiver GHz	20376724
	Handheld radio transmitter GHz	20376725
	Pressure switch - Fan start	20807864
	compressed air filter aut. 0.1bar	20375252*
	Tail pipe stop 50-90mm/2-3.5"	20375139
	Tail pipe stop 90-130mm/3.5-5"	20375140
	Tail pipe stop 120-180mm/5,1-7,1"	20375456

*Compressed air filter must be used acc. to DIN ISO 8573-1, class 5/5/4

Pneumatic Track System (PTS)



Pressure drop international version, hose 5,9 m ø 100 mm

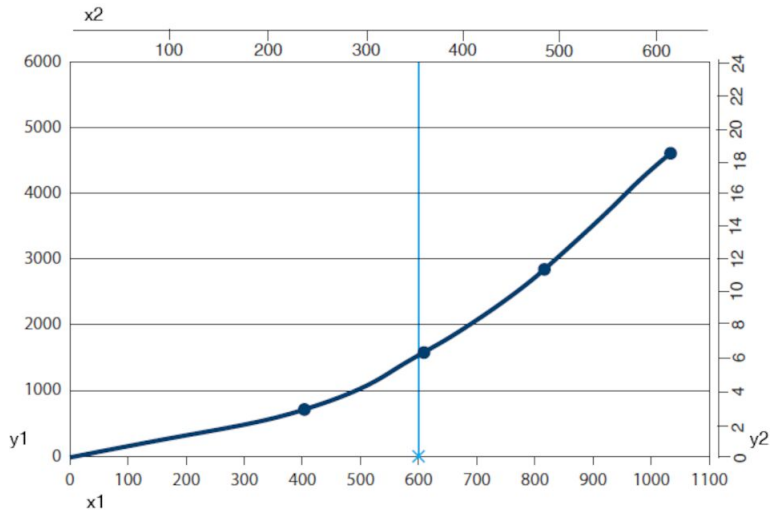
X1 = Airflow (m³/h)

X2 = Airflow (CFM)

Y1 = Pressure (Pa)

Y2 = Pressure (in. w.g.)

Pneumatic Track System (PTS)



Pressure drop international version, hose 9,4 m ø100 mm

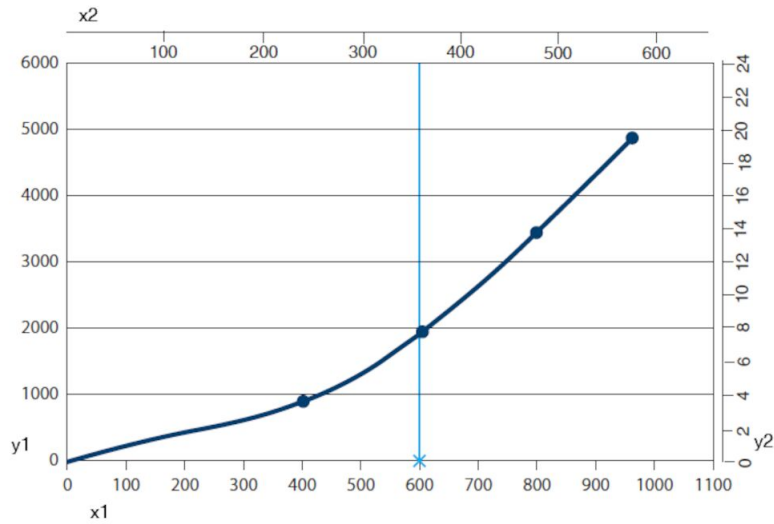
X1 = Airflow (m³/h)

X2 = Airflow (CFM)

Y1 = Pressure (Pa)

Y2 = Pressure (in. w.g.)

Pneumatic Track System (PTS)



Pressure drop international version, 11,8 m ø 100 mm

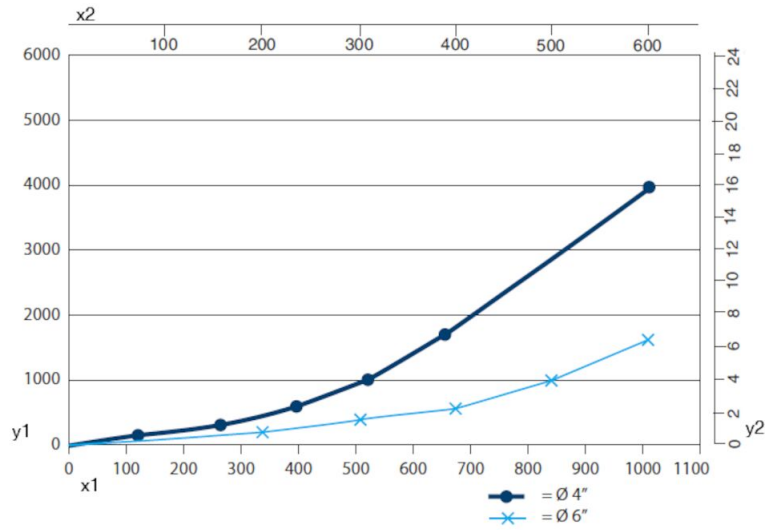
X1 = Airflow (m³/h)

X2 = Airflow (CFM)

Y1 = Pressure (Pa)

Y2 = Pressure (in. w.g.)

Pneumatic Track System (PTS)



Pressure drop North American version, hose 19 ft (5,9 m)

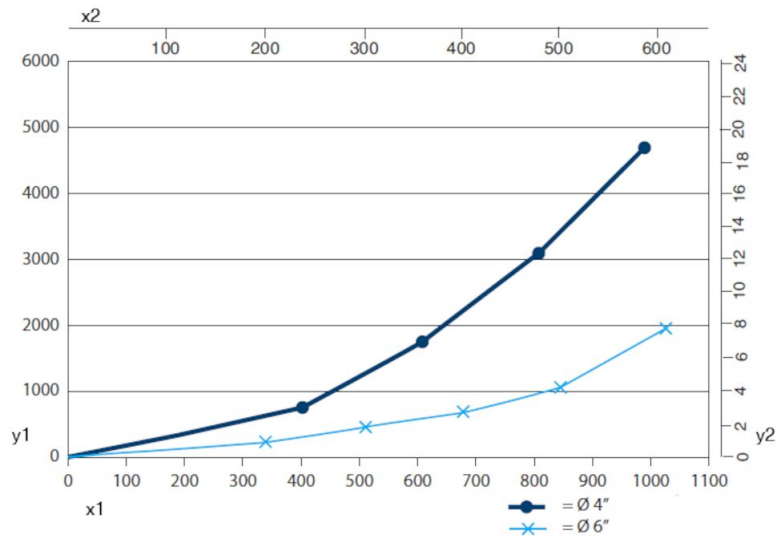
X1 = Airflow (m³/h)

X2 = Airflow (CFM)

Y1 = Pressure (Pa)

Y2 = Pressure (in. w.g.)

Pneumatic Track System (PTS)



Pressure drop North American version, hose 30 ft (9,4 m)

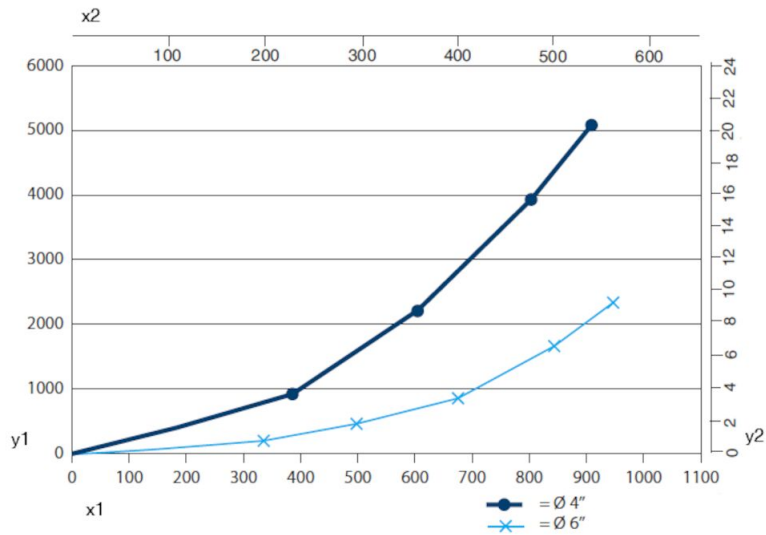
X1 = Airflow (m3/h)

X2 = Airflow (CFM)

Y1 = Pressure (Pa)

Y2 = Pressure (in. w.g.)

Pneumatic Track System (PTS)



Pressure drop North American version, hose 38 ft (11,8 m)

X1 = Airflow (m³/h)

X2 = Airflow (CFM)

Y1 = Pressure (Pa)

Y2 = Pressure (in. w.g.)