

Airflow Alarm

Airflow Alarm is a product for continuous air flow system monitoring



The Airflow Alarm is connected to the fan starter, assuring that it automatically starts with the fan. It then monitors the pressure conditions in the duct during the operation.

When the air pressure is outside the preset limits, an alarm is triggered and an amber LED light is activated. The lights are powerful enough to have good visibility at a distance.

The Airflow Alarm consist of control box, pressure switch, hose, inline filter, cable gland and 9V battery.

There are models suitable for different pressure ranges as well as models adapted for EX installations.





Installing this product in an extraction system:

- Assures optimal usage of system and secured functionality
- Support the customer with their responsibility on air quality.
- Comply with Health and Safety legal requirements and recommendations.
- Continuous service and maintenance for prolonging system length of life.

Product name	Airflow Alarm
Protection class	IP54
Installation	Indoor
Ambient temperature range	0 - 50 C (32 F to 122 F)
Further technical data	Power supply: 85-230V AC, 50-60Hz Fuse: Max 13A Pressure switch: External contact < 100 Ohm 12 VDC out alarm: +12 VDC max 200 mA
Dimensions	320 x 185 x 80 mm
Weight (kg)	1,5 + 0,3
Note	Temperature range - 15 < Ta < +70 Deg. C., Input separated by double isolation




Airflow Alarm


Image	Description	Capacity	Model
	Airflow alarm 40	40 - 300 Pa	40780434*
	Airflow alarm 100	100 - 1 000 Pa	40780435*
	Airflow alarm 250	250 - 5 000 Pa	40780436*
	Airflow alarm 3000	3 000 - 15 000 Pa	40780437*

*Temperature range - 15 < Ta < +70 Deg. C., Input separated by double isolation

Airflow Alarm

Accessory		Part No
	Alarm flashlight amber 24V DC 2W	12374651

Airflow Alarm



Airflow alarm and pressure switch mounted

1) Pressure switch

2) Airflow Alarm