

NCF DX

ATEX approved NCF DX fans






Nederman NCF DX are powerful central fans with a robust construction of welded steel. The NCF DX is approved for combustible dust in zone 22 in accordance with ATEX directives 2014/34/EC Group 2, Category 3.



Product name	NCF DX
Ambient temperature range	-30 to +40 °C (-22 F to 104 F)
Operating Temperature	Max 40 °C
Power Voltage (V)	400
Frequency (Hz)	50
No of phases	3





NCF DX

[image]	Description	Amperage (A)	Noise level (dB(A))	Weight (kg)	Power (kW)	[model]
	Fan NCF DX 40/25	10,3	75 db(A) at 4000 m³/h	110	5,5	14530128
	Fan NCF DX 50/25	13,8	78 db(A) at 3500 m³/h	120	7,5	14530228
	Fan NCF DX 80/25	20	77 db(A) at 6000 m³/h	205	11	14530328
	Fan NCF DX 120/25	26,5	82 db(A) at 8000 m³/h	232	15	14530428
	Fan NCF DX 160/25	39,5/22,7	85 db(A) at 10000 m³/h	319	22	14530528

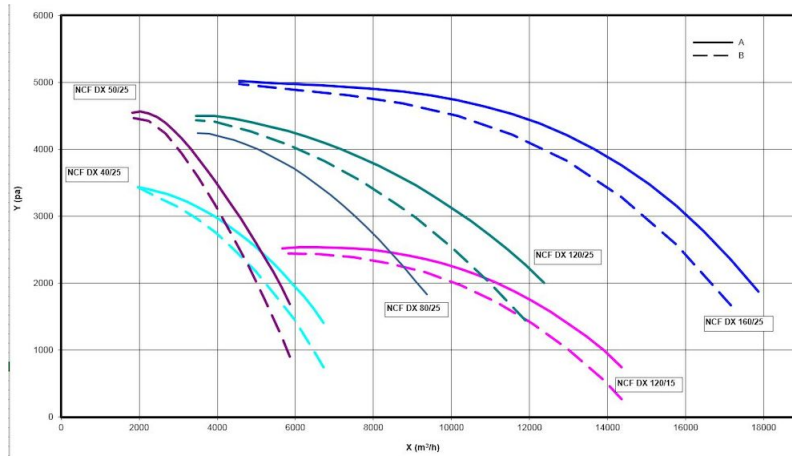
NCF DX

	[accessory]	[partno]
	Inlet adap. d250,30/15,40/25,50/25	14374438
	Inlet adapter d400, 80/20, 120/25	14374440
	Inlet adapter d500, 120/15, 160/25	14374441
	Outl. adap.288x205 d315,30/15,40/25	14374442
	Outl.adap.361x256 d400,80/20,120/25	14374444
	Outl.adap.453x322d500,120/15,160/25	14374445
	Outl.adap.256x183 d250, 50/25,30/20	14374446
	Flex.inl.ad..d250,30/15,40/25,50/25	14374447
	Flex.inlet.adap.d400, 80/20, 120/25	14374449
	Flex.inlet.adap.d500,120/15,160/25	14374450
	Flex.out.a.288x205 d315,30/15,40/25	14374451
	Flex.out.a.361x256d400,80/20,120/25	14374453
	Flex.ou.a.453x322d500,120/15,160/25	14374454
	Flex.ou.a.256x183 d250, 50/25,30/20	14374455
	Inl.guardnet d315,30/15,40/25,50/25	14374456
	Inlet guard net d400, 80/20, 120/25	14374458
	Inlet guard net d500,120/15,160/25	14374459
	Outlet guard net, 30/15, 40/25	14374460
	Outlet guard net, 80/20, 120/25	14374462
	Outlet guard net, 120/15, 160/25	14374463
	Outlet guard net, 50/25	14374464
	Fan starter 5.5kW with with PTC (2,2 - 5,5 kW motor power)	14515637

NCF DX

	[accessory]	[partno]
	Fan starter 11kW with PTC (4,0 - 11,0 kW motor power)	14515737
	Fan starter 18.5kW with PTC (15,0 - 18,5 kW motor power)	14515837

NCF DX



Y = Pressure drop

X = Air flow

A = Total pressure

B = Static pressure