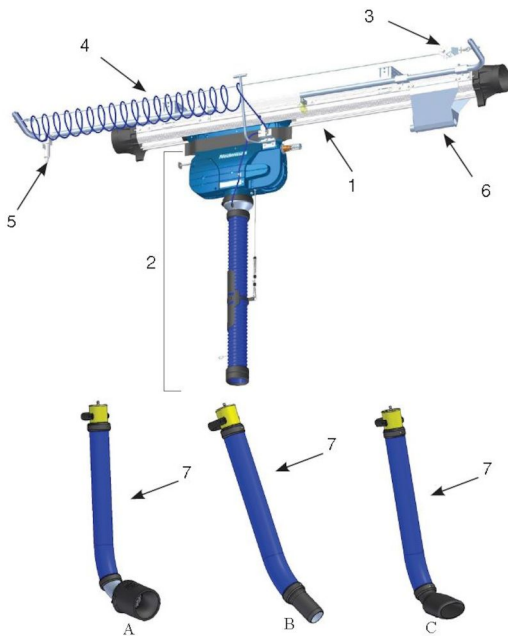


Exhaust rail system 920, pneumatic system for vehicles in motion



1. Rail 920
2. Trolley and hose incl internal pneumatic hose and disconnection trigger
3. Wire kit
4. Pneumatic hose
5. Compressed Air filter
6. End Stop Complete
7. Nozzle kit

Pneumatic Rail System – PRS, is a fully automatic, exhaust extraction system for all types of vehicles. The system is based on a nozzle expanded by compressed air, fixing and sealing the nozzle tightly around the tail pipe.

PRS is supplied with a choice of different sized nozzles to fit the most common types of tail pipes. A quick coupler makes it easy to interchange the nozzle kits.

- Automatic disconnection of nozzle and safety devices For drive-through vehicles
- Safety coupling in case of faulty operation
- Nozzles to suit various types of vehicles
- Grip for ergonomic handling

Product name	Exhaust rail system 920, pneumatic system for vehicles in motion
Installation	[Indoor]



Exhaust rail system 920, pneumatic system for vehicles in motion

[Image]	Description	Diameter, hose (mm)	Hose length (m)	[model]
	Pneumatic suction unit 920/1500 with NTP hose	100	5	20913820
	Pneumatic suction unit 920/1500	150	5	20918320
	Wire kit for pneum. spiral hose			20912920
	Pneu. ø 8/6 spiral hose ø 150 length 50 m	160		20912720
	compressed air filter aut. 0.1bar			20375252*
	End stop Complete			20373836
	Circular nozzle kit for exhaust pipe ø 40 -145 mm with NR-CP hose	100	1	20867361**
	Internal nozzle kit for exhaust pipe ø 100-150 mm with NR-CP hose	100	1	20867461**
	Oval nozzle kit for exhaust pipe ø 20 -100 mm with NR-CP hose	100	1	20867561**
	Nozzle kit for exhaust pipe ø 50 - 85 mm, Grip length 100 mm, with NR-CP hose	100	1	20869061***
	Nozzle kit for exhaust pipe ø 70 - 125 mm, Grip length 120 mm, with NR-CP hose	100	1	20869161***

*Compressed air filter must be used acc. to DIN ISO 8573-1, class 5/5/4

**Complete with Nozzle, Lower extraction hose, Lower integrated pneumatic air hose and Safety coupler

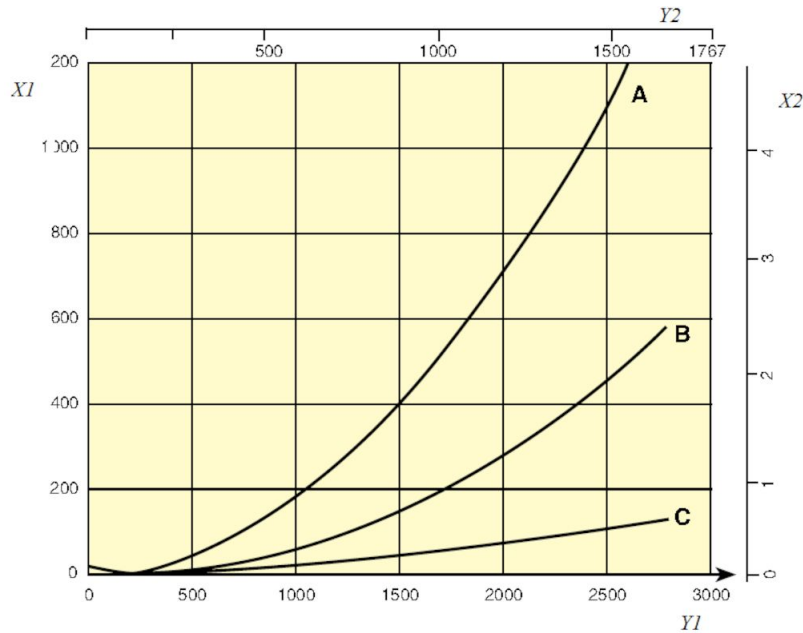
***Complete Nozzle kit (8) with Nozzle, Lower extraction hose, Lower integrated pneumatic air hose and Safety coupler (male 9b).

Exhaust rail system 920, pneumatic system for vehicles in motion

	[accessory]	[partno]
	Exhaust rail 920 L= 5.0 m (17')	20916120*
	Exhaust rail 920 L= 7.5 m (25')	20916220*
	Exhaust rail 920 L= 10.0 m (33')	20916320*
	Exhaust rail 920 L= 12.5 m (41')	20916420*
	Exhaust rail 920 L= 15.0 m (50')	20916520*
	Exhaust rail 920 L= 17.5 m (57')	20916620*
	Exhaust rail 920 L= 20.0 m (66')	20916720*
	Exhaust rail 920 L= 22.5 m (74')	20916820*
	Exhaust rail 920 L= 25.0 m (82')	20916920*
	Exhaust rail 920 L= 27.5 m (90')	20917020*
	Exhaust rail 920 L= 30.0 m (99')	20917120*
	Exhaust rail 920 L= 32,5 m (106')	20918220*
	Exhaust rail 920 L= 35.0 m (115')	20917220*
	Top outlet Ø200 for 920	20374246
	Radio transmitter vehicle GHz	20376723
	Radio Receiver GHz	20376724
	Handheld radio transmitter GHz	20376725
	Trolley return unit 920/1500	20801144

*Complete with suspension parts, joint connectors, rubber seals, end covers and end stops.

Exhaust rail system 920, pneumatic system for vehicles in motion



Pressure drop 920 Rail

X1= Pressure, Pa

Y1 = Air flow, m³/h

X2 = Pressure, in. w.g.

Y2 = Airflow, CFM

A= Top connection, Ø200 mm

B= Side connection, Ø160 mm

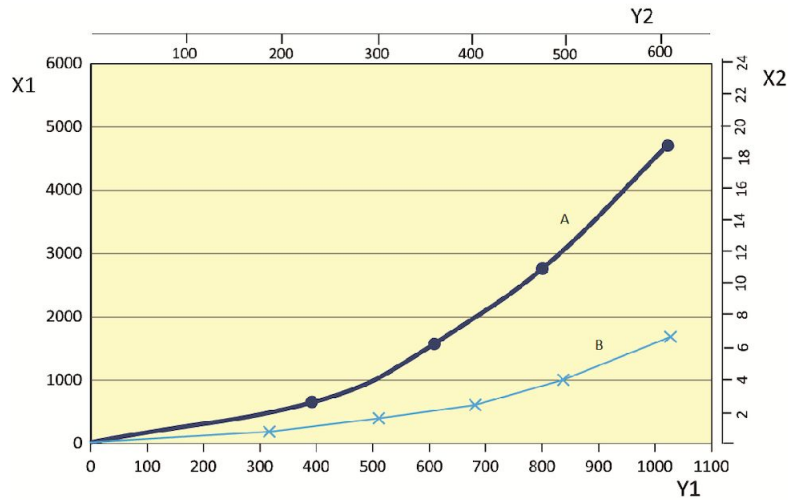
C= Rail 920, per metre (Pa/m)

Airflow recommendations:

Car: 400 - 600 m³/h (235 - 350 cfm)

Truck/Bus: 1000 - 1200 m³/h (590 - 700 cfm)

Exhaust rail system 920, pneumatic system for vehicles in motion



A = Hose Ø100 mm
 B = Hose Ø150 mm

X1 = Pressure, Pa
 Y1 = Pressure drop, m³/h
 X2 = Pressure, in. w.c.
 Y2 = Airflow, CFM