

Bench Top Extraction arm FX32 Original

Flexible bench top extraction arm



Extractor arms for use in industries, laboratories, schools etc. Flexible plastic hose with a very good resistancy against solvents etc. Stays in new position when adjusted. Swivel with 360 degree rotation. This means that the connected ductwork remains firm and does not rotate with the arm. Mounting directly in bench surface or with accessory brackets. Can be mounted both standing and hanging.






Product name	Bench Top Extraction arm FX32 Original
Noise level (dB(A))	52 dB(A) at 70 m ³ /h
Material	ABS
Fume temperature	-15 - +90 °C (5 F to 194 F)
Extraction arm diameter (mm)	32
Airflow (m³/h)	20-45
Arm length (m)	0,85



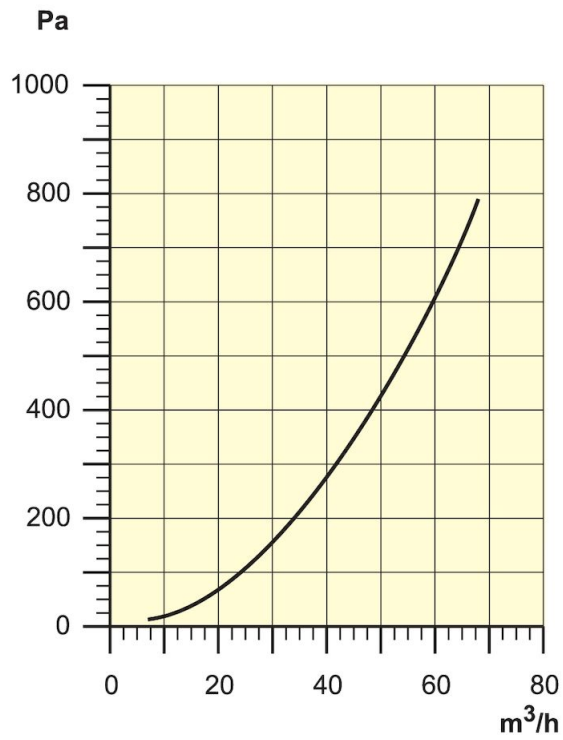
Bench Top Extraction arm FX32 Original

Description	[model]
FX 32 Extraction arm Original	70502834

Bench Top Extraction arm FX32 Original

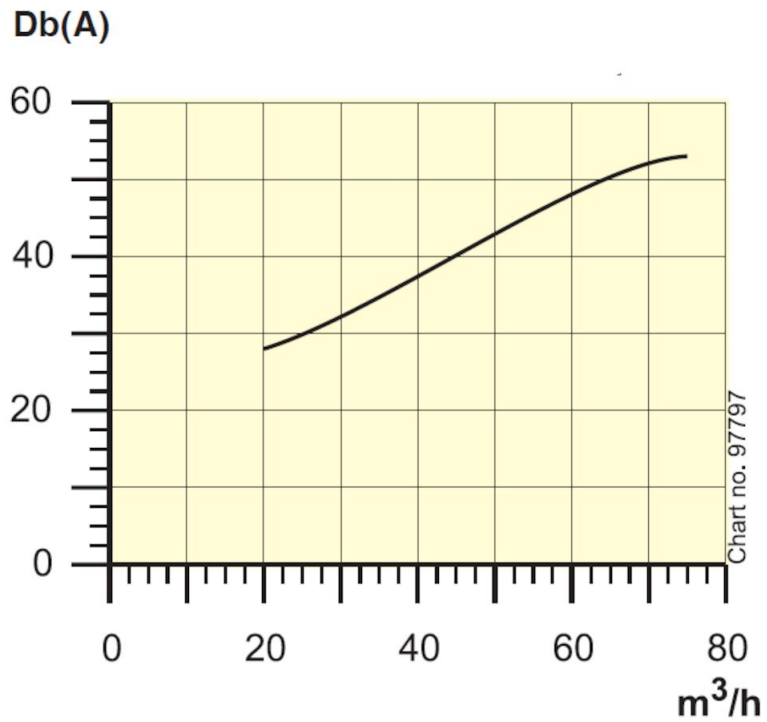
	[accessory]	[partno]
	Flange hood for FX 32 standard	70371525
	Dome hood 1/2 for FX 32 standard	70371756
	Dome hood 1/1 for FX 32 standard	70371757
	Wall bracket FX 32 Std/ESD/PP	70371760
	Table bracket, 75/50/32 Std/ESD/PP	70371761

Bench Top Extraction arm FX32 Original



Pressure Drop

Bench Top Extraction arm FX32 Original



Sound Level
Distance to measuring point = 1m

Bench Top Extraction arm FX32 Original

