

FilterBox 10A ePTFE

Automatically cleaned for light to medium dust & fume applications.

FilterBox 10A ePTFE



When mobility, flexibility and a compact footprint is key, a mobile solution is often the best way to avoid contaminant exposure. Nederman FilterBox range of mobile dust and fume extraction units are easy to move around your factory to wherever the extraction is needed. The wide product range makes it easy to find a model with the capacity, features and filter type needed.

The FilterBox 10A++ is equipped with a N24 fan for a maximum air flow capacity of 1 000 m³/h (600 CFM). The ePTFE media technology utilized in the 13m² (140ft²) cartridge is ideal for demanding dust or fume applications. It offers significant performance advantages like higher efficiency and surface loading properties which results in more effective filter cleaning and longer cleaning intervals. Advantages that will impose benefits in terms of filter life, productivity and lower cost of ownership.

The unit has an advanced filter control system indicating the pressure drop with a series of LED's as well as on the LCD display. When the air flow is too low an audible alarm precedes the automatic, motorized cleaning sequence. For dust applications, the unit is cleaned mechanically. For welding fumes it uses a combination of mechanical and compressed air cleaning. An integrated silencer reduces noise from the fan and outlet air. Additional protection from harmful particles is provided if a HEPA filter is installed (optional). FilterBox 10A++ is available as a mobile unit on wheels but can be fixed mounted with an accessory kit.

Note! FilterBox is not for use in environments where combustible dust or gases are present, and it is not for use in filtering combustible dust or gases.

- Automatically operated, mechanical and pneumatic filter cleaning for long filter life.
- LCD panel with operating status and menu system for parameter setup and settings. Integrated LED light with switch for fan and light on the hood.
- Possibility to connect a pneumatic tool, electric 1-ph. tool or welding sensor clamp to automatically start the fan.
- Automatic damper preventing dust from leaking out while cleaning.

- Dust free filter replacement and emptying of dust bin.
- Filter efficiency E11 (EN1822), MERV 16 (ASHRAE 52.2, 2017).
Approved for welding fumes category W3 according to ISO 219 04-1, third party tested.

Product name	FilterBox 10A ePTFE
Dustbin volume (l)	15
Airflow (m ³ /h)	1000

FilterBox 10A ePTFE







Arm length (m)	3
No of phases	3
Filter type	ไส้กรองแบบดัด
Number of filter elements	1
Filter material	ePTFE
Electric plug	ไม่มี
Mounting	เคลื่อนที่ได้
Weight (kg)	102
Filter cleaning method	ใช้เครื่องจักรกล, [CompressedAir]
Power (kW)	0,9
Note	Filter class E11 (EN1822), MERV 16 (ASHRAE 52.2)
Filter Area (m ²)	13

FilterBox 10A ePTFE

Description	Power Voltage (V)	Frequency (Hz)	รุ่น
FilterBox 10 A++	230	50	12691463*
FilterBox 10 A++ (EUR socket, Schuko)	400	50	12691563*
FilterBox 10A++ (UK socket)	400	50	12691663*
FilterBox 10 A++ (Asia socket, multi)	400	50	12691763*
FilterBox 10 A++	200	60	12692063*
FilterBox 10 A++	200	50	12692163*

*Filter class E11 (EN1822), MERV 16 (ASHRAE 52.2)

FilterBox 10A ePTFE

อุปกรณ์เสริม		หมายเลขชิ้นส่วน
	Filter PTFE-FB-13	12377252
	Filter NANO-FB-17	12377251
	LED light/fan switch Original	10376922
	Spark protection for Original/NEX MD-hood	10551335
	Spotlight original, (LED) 24V, 5W	12376616*
	Outlet with duct connection D=200mm	12376749
	HEPA filter H13 10m2 Filterbox	12376615
	HEPA filter H14 10m2 Filterbox	12376756

*Switch for light (no fan start)