

# FilterBox 12A ePTFE

Automatically cleaned for medium to heavier dust & fume applications.

---

## FilterBox 12A ePTFE



When mobility, flexibility and a compact footprint is key, a mobile solution is often the best way to avoid contaminant exposure. Nederman FilterBox range of mobile dust and fume extraction units are easy to move around your factory to wherever the extraction is needed. The wide product range makes it easy to find a model with the capacity, features and filter type needed.

The FilterBox 12A++ is equipped with a powerful fan for a maximum air flow capacity of 1 200 m<sup>3</sup>/h (700 CFM). The ePTFE media technology utilized in the 13m<sup>2</sup> (140ft<sup>2</sup>) cartridge is ideal for demanding dust or fume applications. It offers significant performance advantages like higher efficiency and surface loading properties which results in more effective filter cleaning and longer cleaning intervals. Advantages that will impose benefits in terms of filter life, productivity and lower cost of ownership.

The unit has an advanced filter control system indicating the pressure drop with a series of LED's as well as on the LCD display. When the air flow is too low an audible alarm precedes the automatic, motorized cleaning sequence. For dust applications, the unit is cleaned mechanically. For welding fumes it uses a combination of mechanical and compressed air cleaning. An integrated silencer reduces noise from the fan and outlet air. Additional protection from harmful particles is provided if a HEPA filter is installed (optional). FilterBox 12A++ is available as a mobile unit on wheels but can be fixed mounted with an accessory kit.

Note! FilterBox is not for use in environments where combustible dust or gases are present, and it is not for use in filtering combustible dust or gases.

- Automatically operated, mechanical and pneumatic filter cleaning for long filter life.
- LCD panel with operating status and menu system for parameter setup and settings. Integrated LED light with switch for fan and light on the hood.
- Possibility to connect a pneumatic tool, electric 1-ph. tool or welding sensor clamp to automatically start the fan.
- Light and fan switch on hood.

Automatic damper preventing dust from leaking out while cleaning.

Dust free filter replacement and emptying of dust bin.

- Filter efficiency E11 (EN1822), MERV 16 (ASHRAE 52.2, 2017). Approved for welding fumes category W3 according to ISO 21904-1, third party tested.

Medya	FilterBox 12A ePTFE
Çöp kovası (l)	15

# FilterBox 12A ePTFE







Hava Debisi (m <sup>3</sup> /h)	1200
Kol uzunluđu (m)	3
Frekans(Hz)	50
Faz adedi	3
Filtre türü	[cartridge]
Filtre adedi	1
Filtre materyali	ePTFE
Elektrik prizi	[without]
Mounting	[mobile]
Max airflow (m <sup>3</sup> /h)	1200
Ađırlık (kg)	115
Filter cleaning method	[Mechanical], [CompressedAir]
Güç (kW)	2,2
Teknik bilgi onayı	Filter class E11 (EN1822), MERV 16 (ASHRAE 52.2)
Filter Area (m <sup>2</sup> )	13

## FilterBox 12A ePTFE

Bilgi Dökümanı ismi	Güç Volt (V)	[model]
FilterBox 12 A++	230	12692363*
FilterBox 12 A++	400	12692463*

\*Filter class E11 (EN1822), MERV 16 (ASHRAE 52.2)

## FilterBox 12A ePTFE

	[accessory]	[partno]
	Filter PTFE-FB-13	12377252
	Filter NANO-FB-17	12377251
	çıkış, Kanal bağlantısı D=200mm	12376749
	Spot ışığı orijinal, (LED) 24V, 5W	12376616*
	Orijinal/NEX MD-gövde için kılıcım koruması	10551335
	LED ışığı/fan anahtarı orijinal	10376922
	HEPA filter H13 10m2 Filterbox	12376615
	HEPA filter H14 10m2 Filterbox	12376756

\*Işık için anahtar (fan başlatma yok)