

# LBR-S SmartFilter

LBR-S SmartFilter with screw conveyor for heavy dust applications

---

## LBR-S SmartFilter



The LBR-S is an advanced, IIoT ready, reverse air baghouse suited for continuous duty applications with medium air volumes and heavy dust loading. The modular filter housing can be scaled based on the required airflow and modules can be field added if additional capacity is required.

Air enters the filter through an inlet module or hopper inlet where the heavy / large dust particles drop out of airstream. The remaining fine particles pass through an array of highly efficient SUPERBAG filters allowing clean air to pass through. As dust accumulates on the filter bags, a regeneration fan located on each filter module blows air in the reverse direction dislodging the collected dust into the hopper where it is evacuated by a screw conveyor into a container or variety of material handling systems.

The LBR SmartFilter features the Insight Control Panel offering complete control of the filter and system accessories. Sensors located throughout the system monitor and collect critical operational data for the local controls and can be connected to the Nederman cloud based IIoT platform for remote monitoring and system data analytics.

- **Configurable.** Modular design combined with a wide range of filter and system accessories allows the LBR SmartFilter to be configured to your factory's unique needs. A variety of filter sizes, depths and ability to handle either overpressure (positive) or vacuum (negative) airflow arrangement means the filter is optimized for your needs.
- **Future Proof.** The LBR SmartFilter controls are IIoT ready as standard, and our proprietary Insight platform enhances their current operation and prepares their factory for a digital future. Filter modules can be added in field if additional capacity is required.
- **Low Operational Cost.** 5-7 years of filter life, low operational pressure losses and efficient filter cleaning reduces the total cost of ownership compared to pulse jet or mechanical shaker alternatives.
- **Regulatory Compliance.** The LBR SmartFilter complies with the latest ATEX and NFPA combustible dust standards and regulations and our trained, experienced sales teams can provide a complete, turn-key compliant system.
- **Sustainability.** The LBR SmartFilter offers an energy efficient solution capable of recovering waste material to be reused or recycled.

Product name	LBR-S SmartFilter
Installation	[Outdoor]
Material	Housing in galvanised steel sheet
Suitable for combustible dust	True

## LBR-S SmartFilter

Filter cleaning method	Reverse air pulse
Application	[dust]
Working pressure (kPa)	5
Filter Area (m <sup>2</sup> )	Per module HJ: 85 Per module LJ: 40 Per module HE: 42 Per module: LE: 20
Operating Temperature	-20 to 75°C
Power Voltage (V)	208-600
Filter type	[bag]
Filter material	Superbag 2000 XT15 with ø200 mm collar
Weight (kg)	
Power (kW)	Regeneration fan - 1,1 kW (option 2,2 kW)
Note	Configurable product





















Dust

## LBR-S SmartFilter

Model
LBR-S*

*\*Configurable product*

## LBR-S SmartFilter

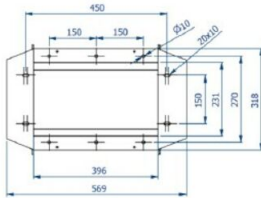
	Accessory	Part No
	Bend 90° Complete 600 x 600	5502984
	fire gate 600 x 600	5503036
	Return Air Component EP No 216	5504255
	Return Air ø800 End Cap	5504911
	Return Air ø1000 End Cap	5504912
	Return Air Duct ø1000	5504914
	Return Air ø800 2xFL/800x800EP	5504915
	Return Air ø1000 2xFL/800x800EP	5504916
	Return Air ø800 3xFL	5504917
	Return Air ø1000 3xFL	5504919
	Return Air Component EP No 239	5504278
	Return Air Component EP No 237	5504276
	Return Air Component EP No 235	5504274
	Return Air Component EP No 238	5504277
	Return Air Component EP No 236	5504275
	Return Air Component EP No 224	5504263
	Return Air Component EP No 233	5504272
	Return Air Component EP No 223	5504262
	Superbag 3000 XT15 Ø200/1420 For L-Filter	5502449
	Superbag 3000 XT15 Ø200/2095 For H-Filter Below Reg.Fan	5502451
	Superbag 3000 XT15 Ø200/655 For L-Filter Below Reg.Fan	5502447
	Superbag 3000 XT15 Ø200/1190 For Vibration Cleaning	5502450

# LBR-S SmartFilter

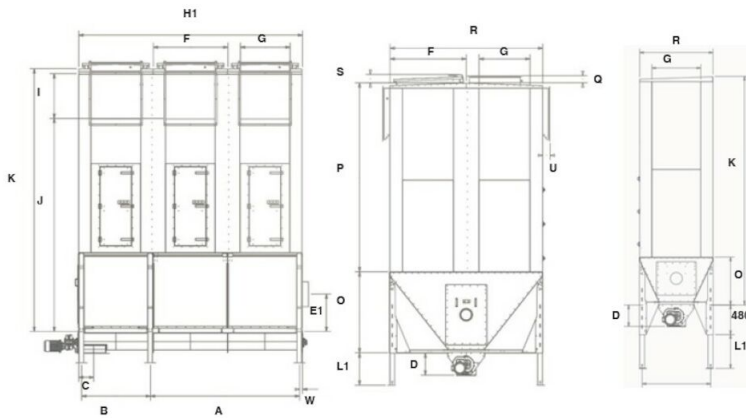

	Accessory	Part No
	Superbag 3000 XT15 Ø200/2190 For Vibration Cleaning	5502452
	Superbag 3000 XT15 Ø200/2630 For Vibration Cleaning	5502454
	Superbag 3000 XT15 Ø200/750 For Vibration Cleaning M8 X 475	5502448
	Superbag 3000 XT15, Ø200/2860 For H-Filter	5502453

## LBR-S SmartFilter

Flange NRSZ4



Flange NRSZ10



Type	A #	B	C	D	E1	F	G	H1	I	J**	K**	M	O	P**	Q	R	S	U	W
E	2400	1106	242	350	482	1200	800	3600	720	2937	3740	1121	780	2960	135	1200	115	150	47
J	2400	1106	242	350	482	1200	800	3600	720	3420	4220	2321	1260	2960	135	2400	115	150	47

\* Optional position of outlet / reg. fan. 800 x 800 or 600 x 600 mm. (LJ version: not on door side)

\*\* Height of LJ version – reduce 1440 mm

\*\*\* 400 mm to bottom place in hopper

# Optional 1200 mm.

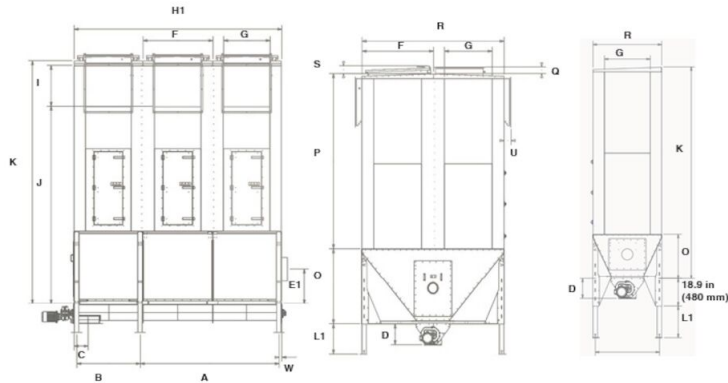
L1 - telescopic filter legs			
Type	Min. Adjust	Max. Adjust	
L= 1196	155	850	
L= 1596	555	1250	
L= 2195	1155	1850	
L= 2596	1555	2250	

Type	Weight per module
HJ - over pressure	567 kg
HE - over pressure	391 kg
HJ - vacuum	742 kg
HE - vacuum	496 kg

Filter length			
Type	H1	Type	H1
1 HJ & LJ	1200	1 HE & LE	1200
2 HJ & LJ	2400	2 HE & LE	2400
3 HJ & LJ	3600	3 HE & LE	3600
4 HJ & LJ	4800	4 HE & LE	4800
5 HJ & LJ	6000		
6 HJ & LJ	7200		

All dimensions in mm.

## LBR-S SmartFilter



Unit	Type	A #	B	C	D	E1	F	G	H1	I	J**	K**	M	O
mm	J	2400	1106	242	350	482	1200	800	3600	720	3420	4220	2321	1260
in	J	94.5	45.67	9.65	13.78	18.98	47.24	31.50	141.73	28.35	134.65	166.14	91.38	49.61
Unit	Type	P**	Q	R	S	U	W							
mm	J	2960	135	2400	115	150	47							
in	J	116.54	5.31	94.5	4.53	5.91	1.85							

\* Optional position of outlet / reg. fan.

Filter length		
Type	H1	
	mm	in
1 HJ	1200	47.24
2 HJ	2400	94.5
3 HJ	3600	141.73
4 HJ	4800	189.0
5 HJ	6000	236.22
6 HJ	7200	283.46

L1 - telescopic filter legs				
Type	Min. Adjust		Max. Adjust	
	mm	in	mm	in
L= 1196	155	6.1	850	33.46
L= 1596	555	21.85	1250	84.65
L= 2195	1155	45.47	1850	72.83
L=2596	1555	61.22	2250	88.58