

## FilterBox Twin

Automatically or manually cleaned for dust & fume applications.



The FilterBox Twin is equipped with two 3 m (10 ft.) extraction arms, and a powerful 2.2 kW (3.0 hp) fan for a maximum air flow capacity of 850 m<sup>3</sup>/h (500 CFM) per extraction arm if both are in use. An integrated silencer reduces noise from the fan and outlet air. On the manual version, there is an alarm that indicates when the air flow is too low, as well as an operating hours meter. The version with automatic cleaning has an advanced filter control system that starts the cleaning process automatically when the air flow is too low. In both versions, the cleaning method is a combination of mechanical and compressed air cleaning. FilterBox Twin is available either as a mobile unit on wheels or attached to a floor stand. Additional protection from harmful particles is provided if a HEPA filter is installed.

For dust applications, the unit is cleaned mechanically. For welding fumes it uses a combination of mechanical and compressed air cleaning.

For welding applications, compressed air cleaning is required.

Note! FilterBox is not for use in environments where combustible dust or gases are present, and it is not for use in filtering combustible dust or gases.

- User friendly and superior filter cleaning, mechanical and/or with compressed air for long filter life
- Automatic damper preventing dust from leaking out while cleaning
- Dust free filter replacement and emptying of dust bin
- Dust free filter replacement and emptying of dust bin
- Approved for welding fumes category W3 according to EN 15012-1, third party tested.

<b>Product name</b>	FilterBox Twin
<b>Noise level (dB(A))</b>	78
<b>Protection class</b>	IP 54
<b>Filter efficiency (%)</b>	99,9
<b>Compressed air requirement</b>	DIN ISO 8573-1, class 5/5/4 (7 bar)
<b>Installation</b>	[Indoor]
<b>Material</b>	Casing in rotomoulded plastic
<b>Suitable for combustible dust</b>	False
<b>Application</b>	[fumes]
<b>Dustbin volume (l)</b>	15
<b>Extraction arm diameter (mm)</b>	160
<b>Airflow (m<sup>3</sup>/h)</b>	1700
<b>Filter Area (m<sup>2</sup>)</b>	13
<b>No of phases</b>	3
<b>Filter type</b>	[cartridge]
<b>Number of filter elements</b>	1






## FilterBox Twin

<b>Electric plug</b>	without
<b>Power (kW)</b>	2,2
<b>Filter Area (m<sup>2</sup>)</b>	17



Fumes

## FilterBox Twin

[Image]	Description	Power Voltage (V)	Frequency (Hz)	Arm length (m)	Filter material	Mounting	Weight (kg)	Filter cleaning method	[model]
	FilterBox Twin, Manual Cleaning	400	50	3	Polyester PW13		132	,	12666563*
	FilterBox Twin, Manual Cleaning	230	50	3	Polyester PW13		132	,	12666363*
	FilterBox Twin, Manual Cleaning	230	50	3	Polyester PW13		129	,	12666463*
	FilterBox Twin, Manual Cleaning	400	50	3	Polyester PW13		129	,	12666663*
	FilterBox Twin, Manual Cleaning	200	60	3	Polyester PW13		132	,	12667963*
	FilterBox Twin, Manual Cleaning	200	60	3	Polyester PW13		129	,	12668063*
	FilterBox Twin, Manual Cleaning	200	50	3	Polyester PW13		132	,	12666763*
	FilterBox Twin	200	50	3 (Original)	Polyester PW16			,	12666863
	FilterBox Twin A+, Automatic Cleaning	230	50	3	Nanofiber		132		12693363**
	FilterBox Twin A+, Automatic Cleaning	230	50	3	Nanofiber		129		12693463**
	FilterBox Twin A+, Automatic Cleaning	400	50	3	Nanofiber		132		12693563**
	FilterBox Twin A+, Automatic Cleaning	400	50	3	Nanofiber		129		12693663**
	FilterBox Twin A+, Automatic Cleaning	200	60	3	Nanofiber		132		12694163**
	FilterBox Twin A+, Automatic Cleaning	200	60	3	Nanofiber		129		12694263**
	FilterBox Twin A+, Automatic Cleaning	200	50	3	Nanofiber		132		12694363**













## FilterBox Twin

[Image]	Description	Power Voltage (V)	Frequency (Hz)	Arm length (m)	Filter material	Mounting	Weight (kg)	Filter cleaning method	[model]
	FilterBox Twin A+, Automatic Cleaning	200	50	3	Nanofiber		129		12694463**

\*Manual filter cleaning only. Not possible to use with sensor clamp or fan switch on hood.

\*\*Filter class: F9 (EN779), MERV 15 (ASHRAE 52.2)

## FilterBox Twin

	[accessory]	[partno]
	Outlet with duct connection D=200mm	12376749
	Spotlight original, (LED) 24V, 5W	12376616*
	LED light/fan switch Original	10376922
	Sensor Clamp	14372199
	Handle eQ Filterbox	12376617
	Spark protection for Original/NEX MD-hood	10551335
	Filter-PW-FB-13	12332672
	Filter-PW HE-FB-15	12371106
	Filter PWA-FB-15	12371412
	HEPA filter H13 10m2 Filterbox	12376615
	HEPA filter H14 10m2 Filterbox	12376756
	Bags for Filterbox dust bin, 10pcs	12376618
	Filter NANO-FB-17	12377251
	Filter PTFE-FB-13	12377252

\*Switch for light (no fan start)

# FilterBox Twin

