

Fan N24, Single phase



A centrifugal fan mainly designed for use with Nederman extraction products.

Note! The fan must not be used in an environment with danger of explosion or for transport of inflammable or explosive gases.

-
- Compact
 - Easy to use














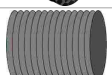








Product name	Fan N24, Single phase
Noise level (dB(A))	61 dB at 1200 m ³ /h
Installation	[Indoor], [Outdoor]
Material	Fan casings: Galvanised sheet steel Impeller: Die cast aluminium
Airflow (m³/h)	1500
Ambient temperature range	-20 to +40 C (-4 F to 104 F)
Operating Temperature	Max 60 C
Power Voltage (V)	115/230
Frequency (Hz)	50
No of phases	1
Amperage (A)	13,6/6,5
Weight (kg)	17
Power (kW)	0,75















Fan N24, Single phase

[model]
14510122

Fan N24, Single phase

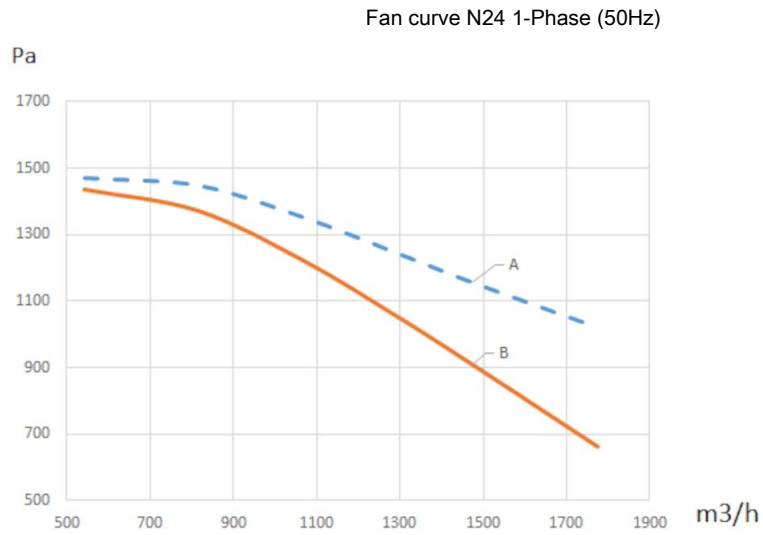
	[accessory]	[partno]
	FMS 6.3-10 Fan Manual Starter incl. Motorprotector 6.3-10A	14502537
	FMS 10-16 Fan Manual Starter incl. Motorprotector 10-16A	14502637
	Manual fan control. 3,2 - 11,3 A, 1 phase.	14518937
	Automatic fan control. 3,2 - 11,3 A, 1 phase.	14519337*
	Adaptor Ø125/Ø100 mm	14341077
	Adaptor Ø125/Ø75 mm	14341080
	Adaptor Ø160/ext. Ø75 mm	14510426
	Adaptor Ø160/ext. Ø100 mm	14510526
	Adaptor Ø160 ext./Ø125 mm	14510626
	Adaptor Ø160/Ø150 mm	14511226
	Inlet adaptor for hose Ø160 mm	14510326
	Inlet and outlet adaptor for hose Ø160 mm	14322166
	Guard net (1 pcs)	14333181
	PVC hose. Ø100mm. l=5m	10500427
	PVC-hose. Ø125mm. l=5m.	10500527
	PVC-hose. Ø150mm. l=5m.	10500627
	PVC-hose Ø 160mm. l=5m	10511026
	Coupling tube Ø75mm	14503626
	Coupling tube Ø100mm	14504626
	Coupling tube Ø125mm	14505626
	Coupling tube Ø150mm	14506626
	Coupling tube Ø160mm	14511326

Fan N24, Single phase

	[accessory]	[partno]
	Nozzle with magnet. 250 x 30 mm. Aluminium. Hose connection Ø100 mm.	14500226
	Nozzle with magnet. 260 x 1000 mm. Polycarbonate. Hose connection Ø100 mm.	14501226
	Silencer for when when mounted on Original or Telescopic extraction arm	14502126
	Silencer for fan	14502626
	Silencer including quick release	14502226
	Wall bracket for silencer	14343089
	Split inlet Ø125 int. / 2xØ100 mm ext.	14500526
	Split inlet Ø125 int. / 2xØ100 mm ext.	14500726
	Split inlet Ø160 int. / 2xØ100 mm ext.	14510726
	Split inlet Ø125 int. / 2xØ100 mm ext.	14500826
	Support bracket for N10/N16/N24/N27 for fixed mounting. Incl guard net and inlet connection.	14510126
	Support bracket for portable N16 and N24 fan	14511426

*One sensor clamp included

Fan N24, Single phase



A = Fan total pressure

B = Fan static pressure

